



*City of*  
**SANTA CLARITA**  
**PUBLIC LIBRARY**

**STATISTICAL REPORT**  
Fiscal Year 2017-18  
January 2018

SANTA CLARITA PUBLIC LIBRARY STATISTICS  
FISCAL YEAR 2017-18

## Statistical Summary

January 2018

	CANYON COUNTRY		OLD TOWN NEWHALL		VALENCIA		DIGITAL		TOTALS	
	Jan 2018	Jan 2017	Jan 2018	Jan 2017	Jan 2018	Jan 2017	Jan 2018	Jan 2017	Jan 2018	Jan 2017
Circulation	24,989	26,230	20,733	22,414	41,589	44,318	11,825	10,824	99,136	103,786
Patron Traffic	15,240	17,285	23,991	23,664	17,881	18,550			57,112	59,499
PC Reservations	3,820	3,811	3,522	3,691	2,692	2,649			10,034	10,151
Volunteer Hours	294	456	328	451	269	213			891	1,120
Holds Filled	2,769	3,377	2,277	2,878	4,060	4,582			9,106	10,837
Number of Programs	57	91	61	75	39	49			157	215
Program Attendance	813	1,423	1,544	2,415	802	1,434			3,159	5,272
Library Cards Issued	290	340	476	446	280	288			1,046	1,074
Wi-Fi Users	1,196	1,398	1,980	2,360	1,061	1,096			4,237	4,854
Homework Help: Students Assisted	91	106	170	78	27	5			288	189
Databases									2,834	20,936
Website Visits									43,560	47,465
Outreach Events									6	10
Outreach Attendance									262	366

Year-to-Date	CANYON COUNTRY		OLD TOWN NEWHALL		VALENCIA		DIGITAL		TOTALS	
	Jan Y-T-D 2018	Jan Y-T-D 2017	Jan Y-T-D 2018	Jan Y-T-D 2017	Jan Y-T-D 2018	Jan Y-T-D 2017	Jan Y-T-D 2018	Jan Y-T-D 2017	Jan Y-T-D 2018	Jan Y-T-D 2017
Circulation	183,606	194,523	156,486	164,401	293,904	323,578	81,408	78,187	715,404	760,689
Patron Traffic	116,520	130,058	163,495	179,455	130,207	139,270			410,222	448,783
PC Reservations	28,099	27,219	26,773	28,216	19,997	20,791			74,869	76,226
Volunteer Hours	1,887	3,380	2,272	3,222	1,842	1,783			6,001	8,385
Holds Filled	22,137	23,562	16,423	20,167	27,292	33,148			65,852	76,877
Number of Programs	466	484	436	487	289	321			1,191	1,292
Program Attendance	8,138	9,078	11,934	15,898	7,674	8,872			27,746	33,848
Library Cards Issued	2,507	2,487	3,366	3,454	2,009	2,634			7,882	8,575
Wi-Fi Users	9,563	10,020	16,169	17,474	8,880	9,145			34,612	36,639
Homework Help: Students Assisted	410	621	505	619	129	51			1,044	1,291
Databases									30,264	149,980
Website Visits									313,143	337,589
Outreach Events									38	67
Outreach Attendance									4,706	6,098

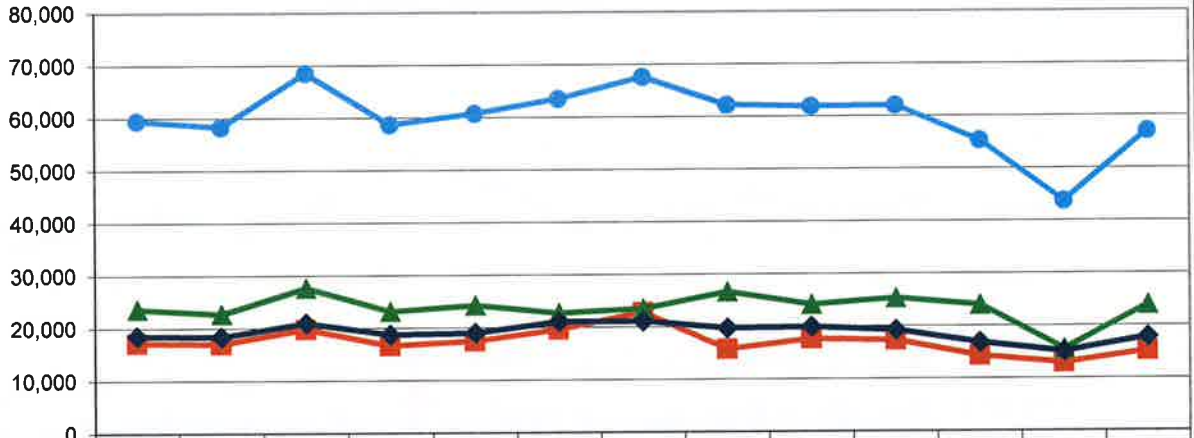
\*Note: Database usage statistics are significantly lower than last year due to Ebsco's recent removal of the Novelist Select feature from their reports.

SANTA CLARITA PUBLIC LIBRARY STATISTICS  
FISCAL YEAR 2017-18  
PATRON VISITS

A total of **57,112** patrons visited the Santa Clarita Public Library (SCPL), with **15,240** visitors at Canyon Country, **23,991** at Newhall, and **17,881** at Valencia.

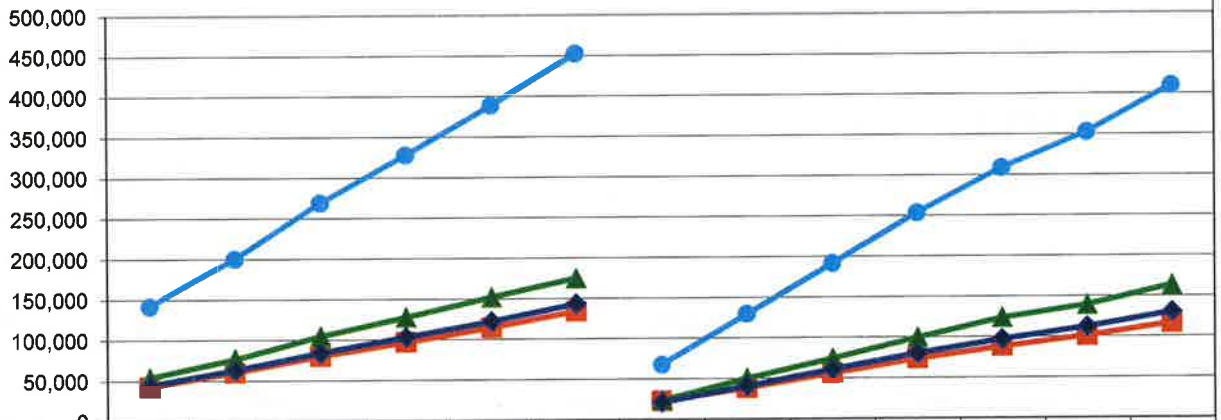


**Patron Traffic/Visits - Monthly**



	Jan '17	Feb '17	Mar '17	April '17	May '17	June '17	July '17	Aug '17	Sep '17	Oct '17	Nov '17	Dec '17	Jan '18
<span style="color: red;">—■</span> Cyn Country	17285	17114	19886	16756	17495	19641	22902	15796	17735	17412	14445	12990	15240
<span style="color: green;">—▲</span> Newhall	23664	22782	27730	23190	24273	22772	23528	26682	24237	25362	24032	15663	23991
<span style="color: blue;">—◆</span> Valencia	18550	18462	20992	18812	19037	21118	21209	19787	19989	19306	16906	15129	17881
<span style="color: blue;">—●</span> SCPL	59499	58358	68608	58758	60805	63531	67639	62265	61961	62080	55383	43782	57112

**Cumulative Patron Traffic/Visits - YTD**



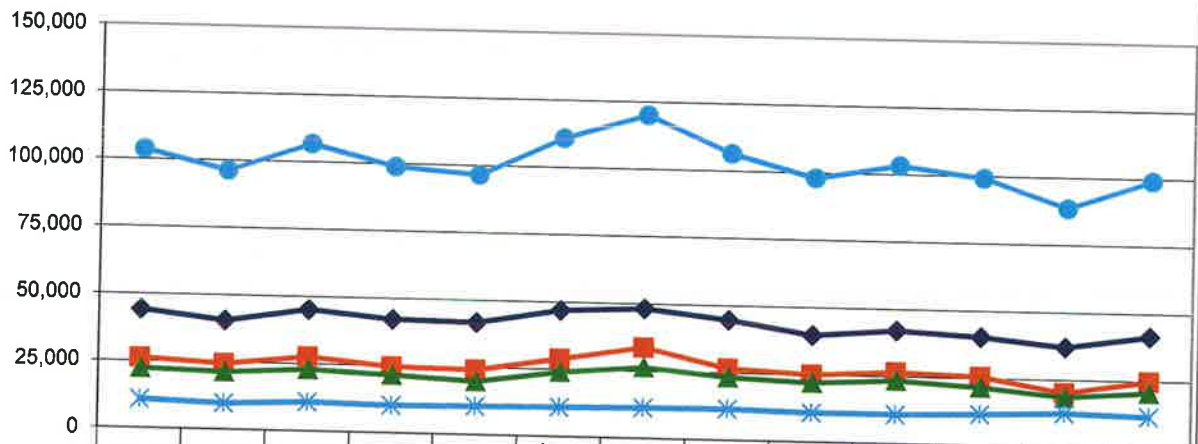
	Jan '17	Feb '17	Mar '17	April '17	May '17	June '17	July '17	Aug '17	Sep '17	Oct '17	Nov '17	Dec '17	Jan '18
<span style="color: red;">—■</span> Cyn Country	43316	60430	80316	97072	114567	134208	22902	38698	56433	73845	88290	101280	116520
<span style="color: green;">—▲</span> Newhall	54204	76986	104716	127906	152179	174951	23528	50210	74447	99809	123841	139504	163495
<span style="color: blue;">—◆</span> Valencia	44806	63268	84260	103072	122109	143227	21209	40996	60985	80291	97197	112326	130207
<span style="color: blue;">—●</span> SCPL	142326	200684	269292	328050	388855	452386	67639	129904	191865	253945	309328	353110	410222

SANTA CLARITA PUBLIC LIBRARY STATISTICS  
FISCAL YEAR 2017-18  
CIRCULATION

A total of **99,136** books and materials were  
circulated in the SCPL, with  
**24,989** books and materials at Canyon Country,  
**20,733** at Newhall, **41,589** at Valencia, and  
**11,825** at the Digital Library.

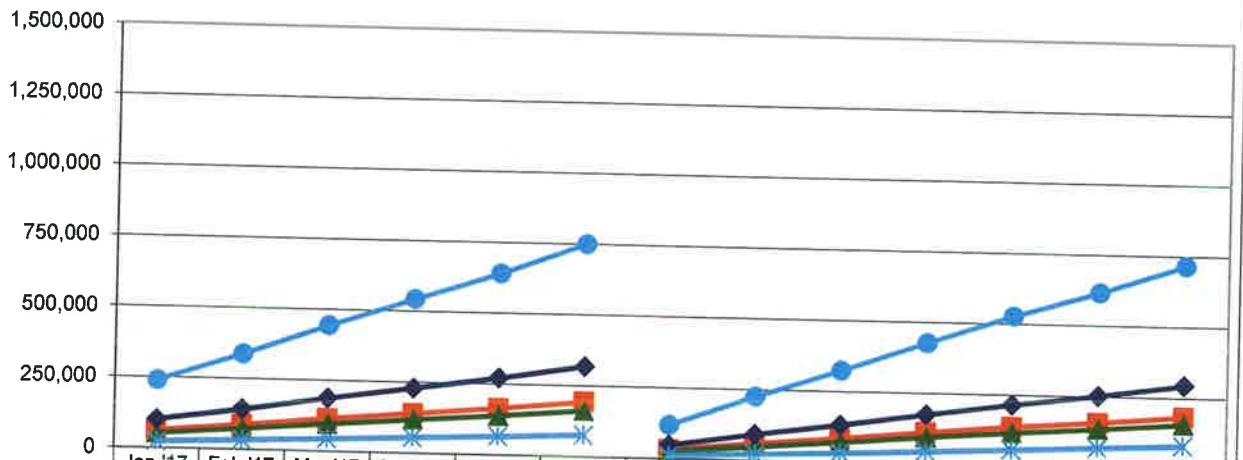


Circulation - Monthly



	Jan '17	Feb '17	Mar '17	April '17	May '17	June '17	July '17	Aug '17	Sep '17	Oct '17	Nov '17	Dec '17	Jan '18
Cyn Country	26230	24567	27728	24768	24242	28998	33896	26768	25242	26737	25681	20293	24989
Newhall	22414	21378	22920	21543	19908	23988	26460	23380	22140	23529	21621	18623	20733
Valencia	44318	40640	45213	42300	41759	46945	48293	44707	39786	42096	40298	37135	41589
Digital	10824	9778	10867	10333	10670	10982	11502	11709	10983	11016	11713	12660	11825
SCPL	103786	96363	106728	98944	96579	110913	120151	106564	98151	103378	99313	88711	99136

Cumulative Circulation - YTD



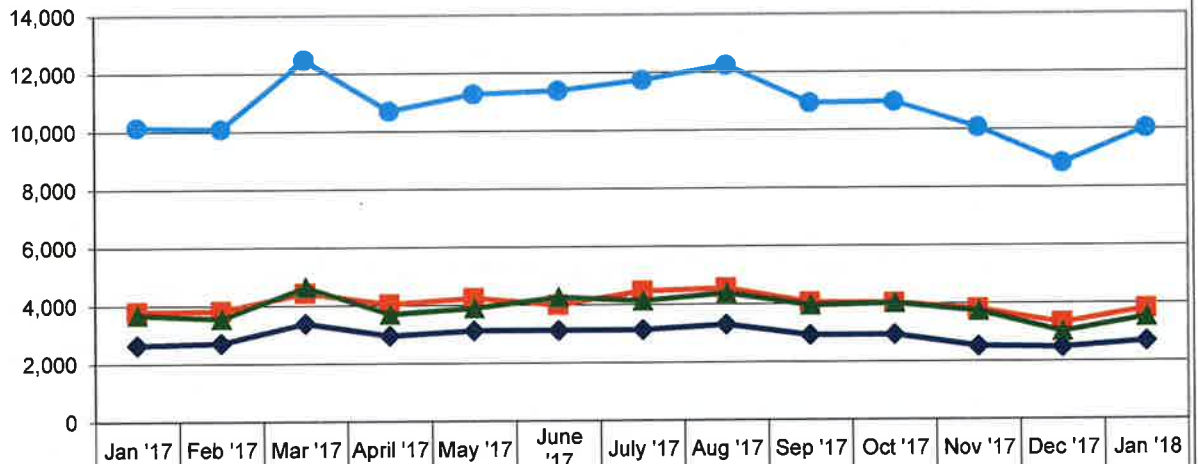
	Jan '17	Feb '17	Mar '17	April '17	May '17	June '17	July '17	Aug '17	Sep '17	Oct '17	Nov '17	Dec '17	Jan '18
Cyn Country	63465	88032	115760	140528	164770	193768	33896	60664	85906	112643	138324	158617	183606
Newhall	52460	73838	96758	118301	138209	162197	26460	49840	71980	95509	117130	135753	156486
Valencia	101257	141897	187110	229410	271169	318114	48293	93000	132786	174882	215180	252315	293904
Digital	23948	33726	44593	54926	65596	76578	11502	23211	34194	45210	56923	69583	81408
SCPL	241130	337493	444221	543165	639744	750657	120151	226715	324866	428244	527557	616268	715404

SANTA CLARITA PUBLIC LIBRARY STATISTICS  
 FISCAL YEAR 2017-18  
 PUBLIC COMPUTER RESERVATIONS



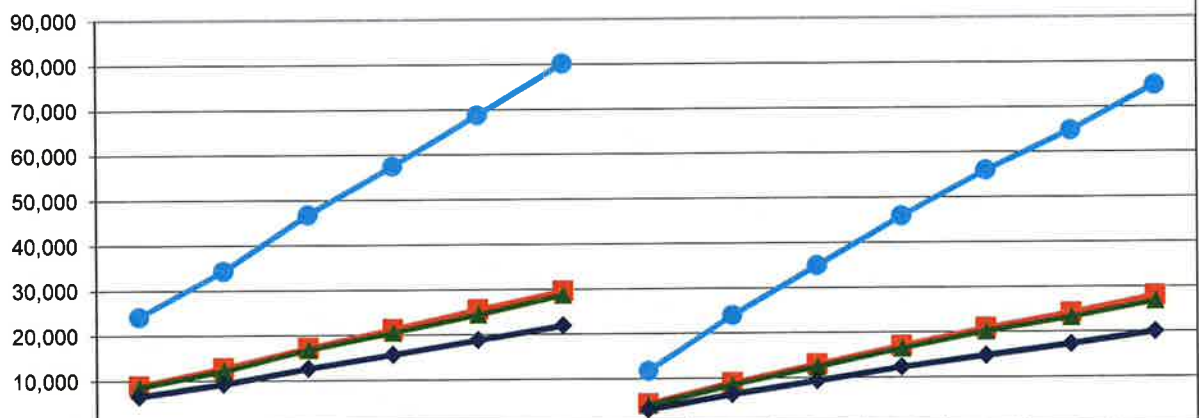
A total of **10,034** patrons reserved and used a public computer in the SCPL. **3,820** patrons used public computers in the Canyon Country Library, **3,522** in Newhall Library, and **2,692** at Valencia Library.

Public Computer Reservations - Monthly



Cyn Country	3811	3832	4445	4053	4256	4006	4477	4562	4060	4029	3820	3331	3820
Newhall	3691	3552	4638	3703	3897	4265	4135	4388	3956	4016	3734	3022	3522
Valencia	2649	2718	3392	2954	3126	3120	3140	3298	2924	2932	2529	2482	2692
SCPL	10151	10102	12475	10710	11279	11391	11752	12248	10940	10977	10083	8835	10034


Cumulative Public Computer Reservations - YTD



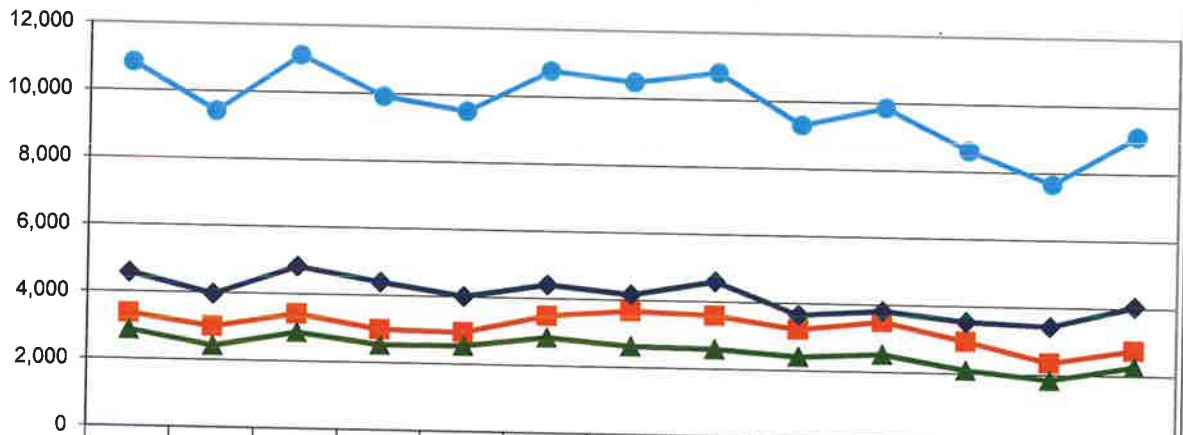
Cyn Country	9024	12856	17301	21354	25610	29616	4477	9039	13099	17128	20948	24279	28099
Newhall	8636	12188	16826	20529	24426	28691	4135	8523	12479	16495	20229	23251	26773
Valencia	6566	9284	12676	15630	18756	21876	3140	6438	9362	12294	14823	17305	19997
SCPL	24226	34328	46803	57513	68792	80183	11752	24000	34940	45917	56000	64835	74869

SANTA CLARITA PUBLIC LIBRARY STATISTICS  
FISCAL YEAR 2017-18  
HOLDS FILLED

A total of **9,106** holds were filled in the SCPL. **2,769** holds were filled in the Canyon Country Library, **2,277** in Newhall Library, and **4,060** in Valencia Library.

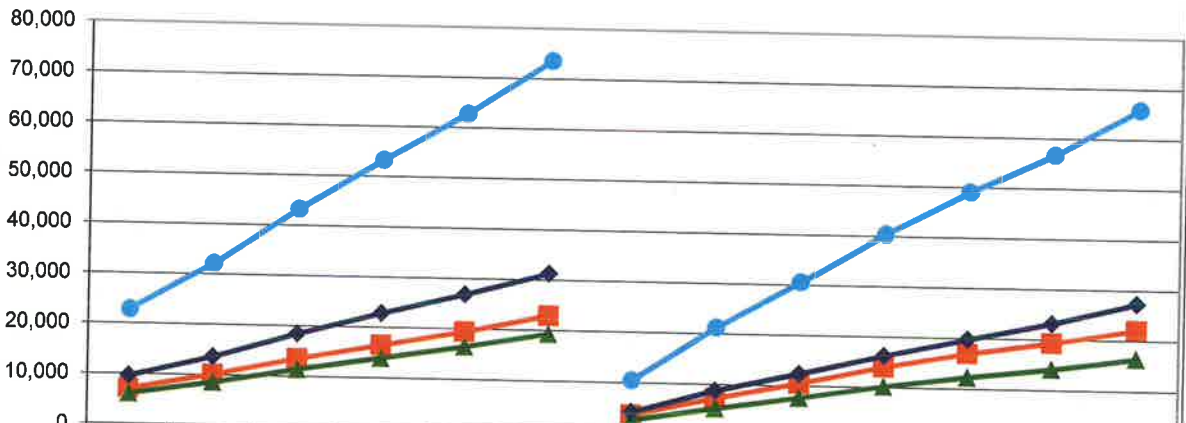


**Holds Filled - Monthly**



	Jan '17	Feb '17	Mar '17	April '17	May '17	June '17	July '17	Aug '17	Sep '17	Oct '17	Nov '17	Dec '17	Jan '18
— Cyn Country	3377	3009	3420	2997	2954	3503	3688	3599	3232	3510	2968	2371	2769
— Newhall	2878	2429	2866	2532	2549	2845	2633	2603	2418	2531	2108	1853	2277
— Valencia	4582	3974	4822	4395	4022	4420	4167	4604	3657	3816	3542	1853	2277
— SCPL	10837	9412	11108	9924	9525	10768	10488	10806	9307	9857	8618	7670	9106

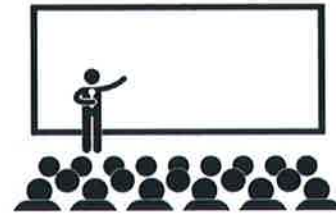
**Cumulative Holds Filled - YTD**



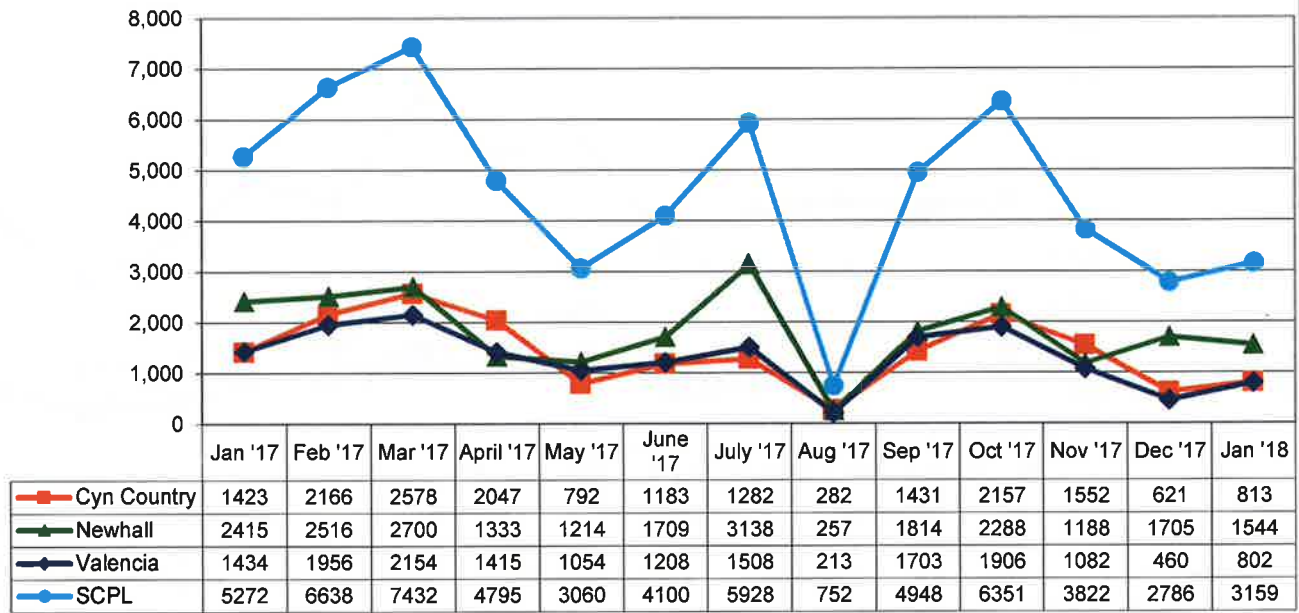
	Jan '17	Feb '17	Mar '17	April '17	May '17	June '17	July '17	Aug '17	Sep '17	Oct '17	Nov '17	Dec '17	Jan '18
— Cyn Country	7099	10108	13528	16525	19479	22982	3688	7287	10519	14029	16997	19368	22137
— Newhall	6121	8550	11416	13948	16497	19342	2633	5236	7654	10185	12293	14146	16423
— Valencia	9648	13622	18444	22839	26861	31281	4167	8771	12428	16244	19786	23232	27292
— SCPL	22868	32280	43388	53312	62837	73605	10488	21294	30601	40458	49076	56746	65852

SANTA CLARITA PUBLIC LIBRARY STATISTICS  
 FISCAL YEAR 2017-18  
 PROGRAM ATTENDANCE

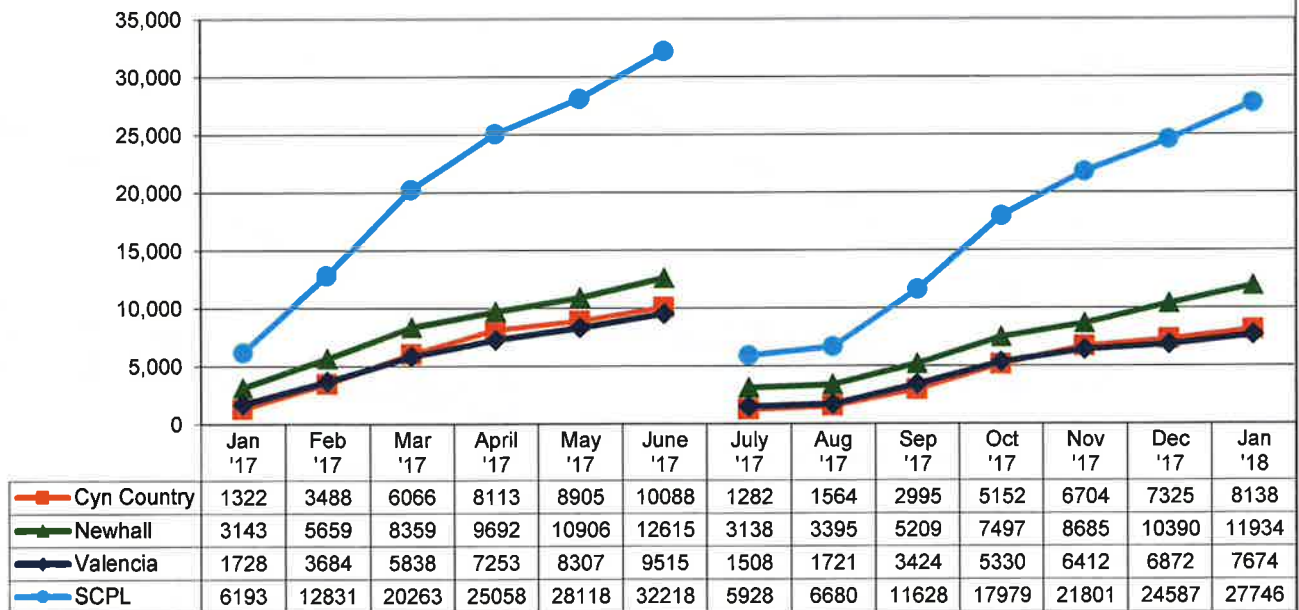
A total of **3,159** attendees participated in a program at the SCPL. **813** attendees at the Canyon Country Library, **1,544** at Newhall Library, and **802** at Valencia Library.



Program Attendance - Monthly



Cumulative Program Attendance - YTD

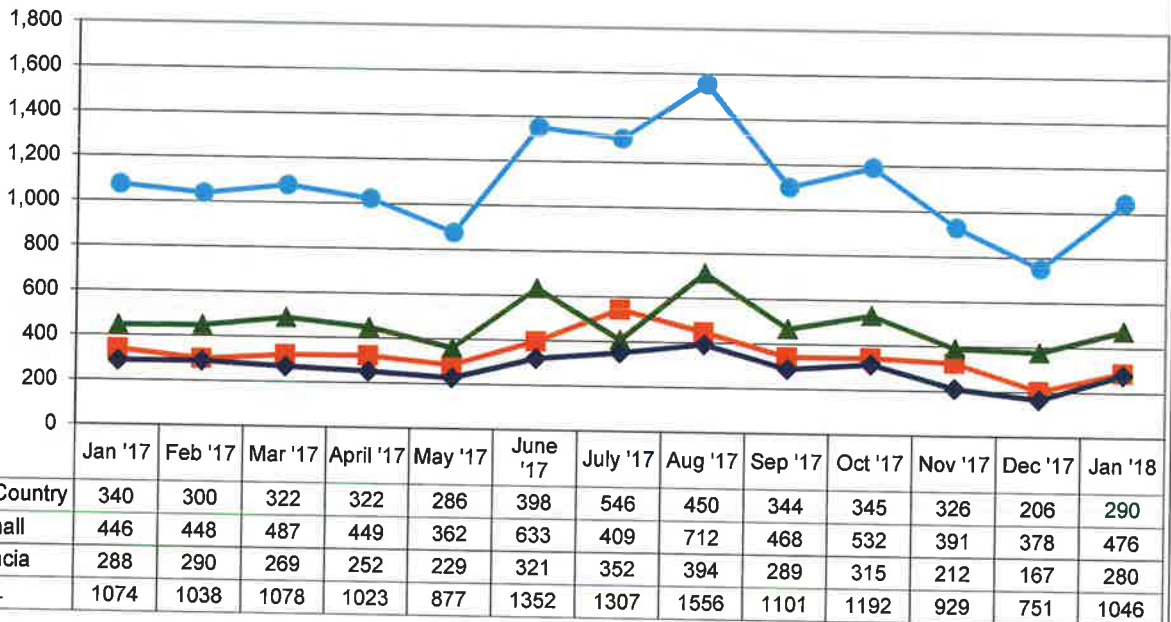


SANTA CLARITA PUBLIC LIBRARY STATISTICS  
 FISCAL YEAR 2017-18  
 LIBRARY CARDS ISSUED

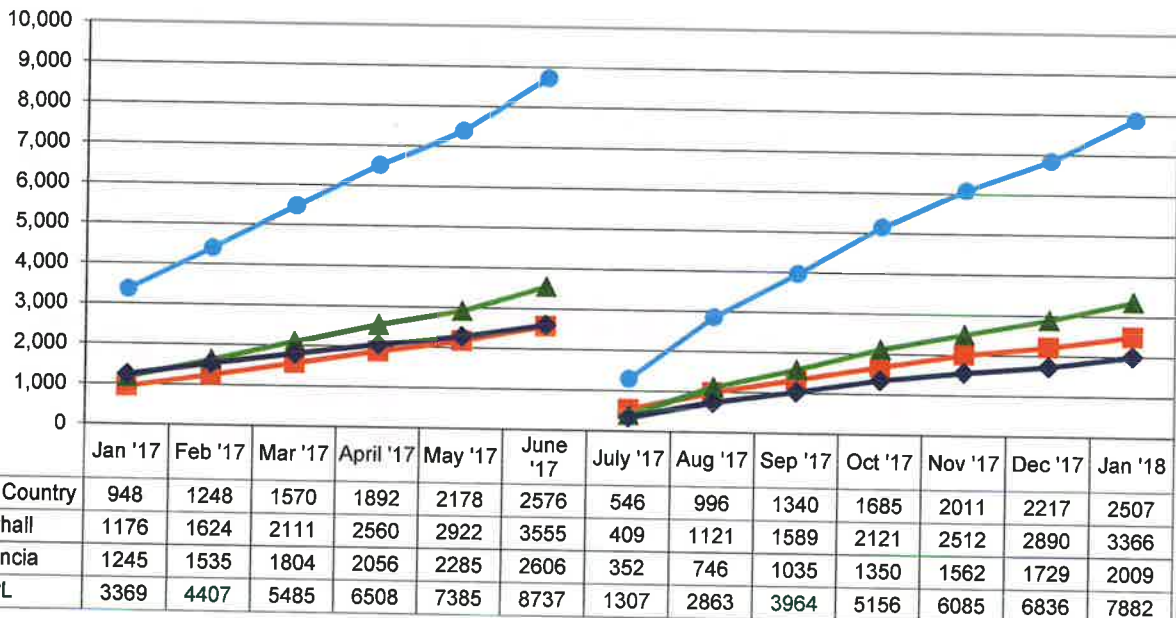
A total of **1,046** new Library cards were issued at the SCPL. **290** new cards were issued at the Canyon Country Library, **476** at Newhall Library, and **280** at Valencia Library.



Library Cards Issued - Monthly



Cumulative Library Cards Issued - YTD



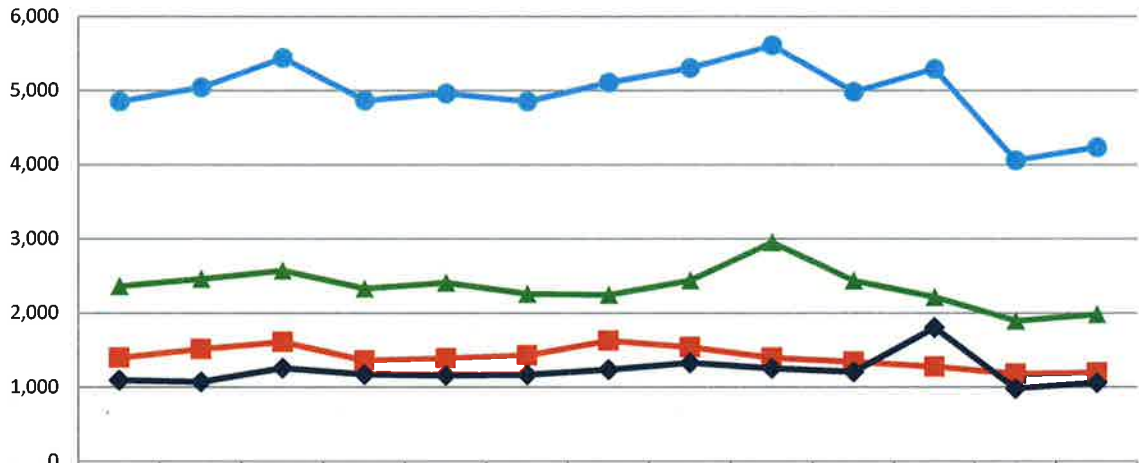


SANTA CLARITA PUBLIC LIBRARY STATISTICS  
 FISCAL YEAR 2017-18  
 WI-FI USERS

A total of **4,237** Library patrons used the SCPL's free wireless internet (Wi-Fi). **1,196** Wi-Fi users were at the Canyon Country Library, **1,980** at Newhall Library, and **1,061** at Valencia Library.

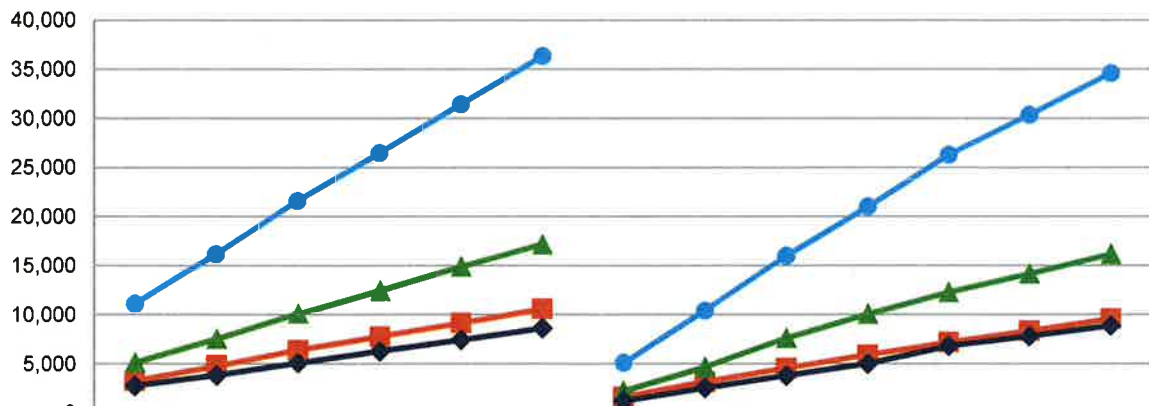


Wi-Fi Users - Monthly



	Jan '17	Feb '17	Mar '17	April '17	May '17	June '17	July '17	Aug '17	Sep '17	Oct '17	Nov '17	Dec '17	Jan '18
Cyn Country	1398	1514	1608	1360	1390	1430	1626	1539	1400	1341	1279	1182	1196
Newhall	2360	2460	2573	2332	2411	2258	2246	2441	2954	2437	2216	1895	1980
Valencia	1096	1073	1260	1175	1162	1169	1238	1330	1256	1207	1803	985	1061
SCPL	4854	5047	5441	4867	4963	4857	5110	5310	5610	4985	5298	4062	4237

Cumulative Wi-Fi Users - YTD



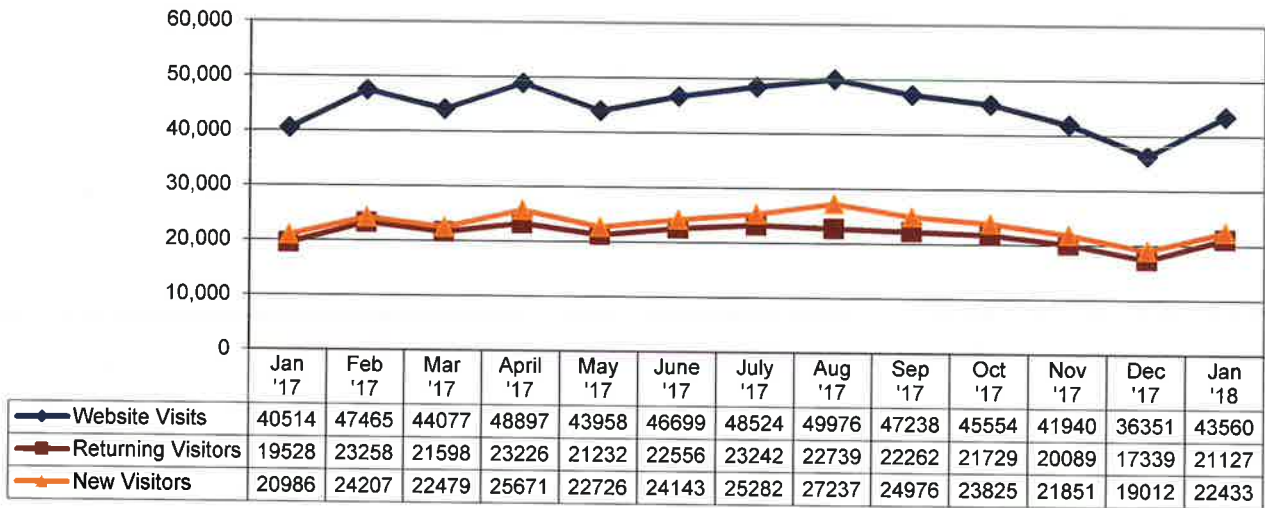
	Jan '17	Feb '17	Mar '17	April '17	May '17	June '17	July '17	Aug '17	Sep '17	Oct '17	Nov '17	Dec '17	Jan '18
Cyn Country	3269	4783	6391	7751	9141	10571	1626	3165	4565	5906	7185	8367	9563
Newhall	5124	7584	10157	12489	14900	17158	2246	4687	7641	10078	12294	14189	16169
Valencia	2779	3852	5112	6287	7449	8618	1238	2568	3824	5031	6834	7819	8880
SCPL	11172	16219	21660	26527	31490	36347	5110	10420	16030	21015	26313	30375	34612

SANTA CLARITA PUBLIC LIBRARY STATISTICS  
 FISCAL YEAR 2017-18  
 WI-FI USERS

The SCPL's website received a total of **43,560** visits. **21,127** were returning visitors and **22,433** were new visitors to the Library website. Visitors to the SCPL website viewed **64,835** website pages this month.



Library Website Visits - Monthly



Library Web Pages Viewed -YTD

