



*City of*  
**SANTA CLARITA**  
**PUBLIC LIBRARY**

**STATISTICAL REPORT**  
**Fiscal Year 2017-18**  
**February 2018**



SANTA CLARITA PUBLIC LIBRARY STATISTICS  
FISCAL YEAR 2017-18

## Statistical Summary

### January 2018

	CANYON COUNTRY		OLD TOWN NEWHALL		VALENCIA		DIGITAL		TOTALS	
	Feb 2018	Feb 2017	Feb 2018	Feb 2017	Feb 2018	Feb 2017	Feb 2018	Feb 2017	Feb 2018	Feb 2017
Circulation	23,270	24,567	19,854	21,378	39,283	40,640	10,261	9,778	92,668	96,363
Patron Traffic	16,089	17,114	22,000	22,782	17,001	18,462			55,090	58,358
PC Reservations	3,928	3,832	3,323	3,552	2,558	2,718			9,809	10,102
Volunteer Hours	266	438	436	569	229	238			931	1,245
Holds Filled	2,600	3,009	2,232	2,429	3,866	3,974			8,698	9,412
Number of Programs	88	115	88	105	66	65			242	285
Program Attendance	1,810	2,166	2,020	2,516	1,442	1,956			5,272	6,638
Library Cards Issued	245	300	385	448	230	290			860	1,038
Wi-Fi Users	1,243	1,514	2,127	2,460	1,074	1,073			4,444	5,047
Homework Help: Students Assisted	141	141	159	115	23	20			323	276
Databases									4,387	17,316
Website Visits									41,217	44,077
Outreach Events									13	15
Outreach Attendance									319	319

Year-to-Date	CANYON COUNTRY		OLD TOWN NEWHALL		VALENCIA		DIGITAL		TOTALS	
	Feb Y-T-D 2018	Feb Y-T-D 2017	Feb Y-T-D 2018	Feb Y-T-D 2017	Feb Y-T-D 2018	Feb Y-T-D 2017	Feb Y-T-D 2018	Feb Y-T-D 2017	Feb Y-T-D 2018	Feb Y-T-D 2017
Circulation	206,876	219,090	176,340	185,779	333,187	364,218	91,669	87,965	808,072	857,052
Patron Traffic	132,609	147,172	185,495	202,237	147,208	157,732			465,312	507,141
PC Reservations	32,027	31,051	30,096	31,768	22,555	23,509			84,678	86,328
Volunteer Hours	2,153	3,818	2,708	3,791	2,071	2,021			6,932	9,630
Holds Filled	24,737	26,571	18,655	22,596	31,158	37,122			74,550	86,289
Number of Programs	554	599	524	592	355	386			1,433	1,577
Program Attendance	9,948	11,244	13,954	18,414	9,116	10,828			33,018	40,486
Library Cards Issued	2,752	2,787	3,751	3,902	2,239	2,924			8,742	9,613
Wi-Fi Users	10,806	11,534	18,296	19,934	9,954	10,218			39,056	41,686
Homework Help: Students Assisted	551	762	664	734	152	71			1,367	1,567
Databases									37,485	167,296
Website Visits									354,360	381,666
Outreach Events									51	82
Outreach Attendance									5,025	6,417

\*Note: Database usage statistics are significantly lower than last year due to Ebsco's recent removal of the NovelList Select feature from their reports.

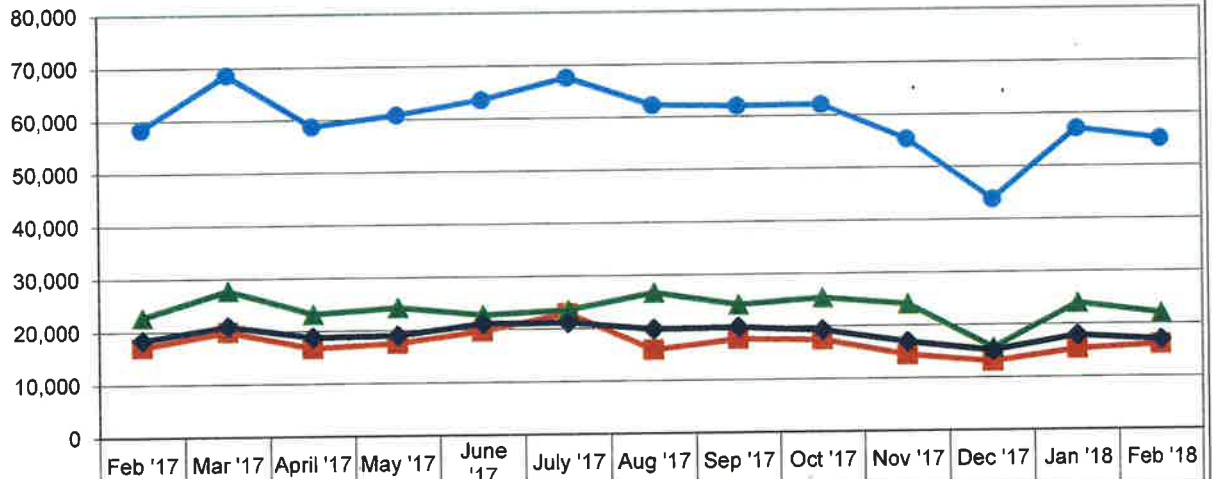


SANTA CLARITA PUBLIC LIBRARY STATISTICS  
 FISCAL YEAR 2017-18  
 PATRON VISITS

A total of **55,090** patrons visited the Santa Clarita Public Library (SCPL), with **16,089** visitors at Canyon Country, **22,000** at Newhall, and **17,001** at Valencia.

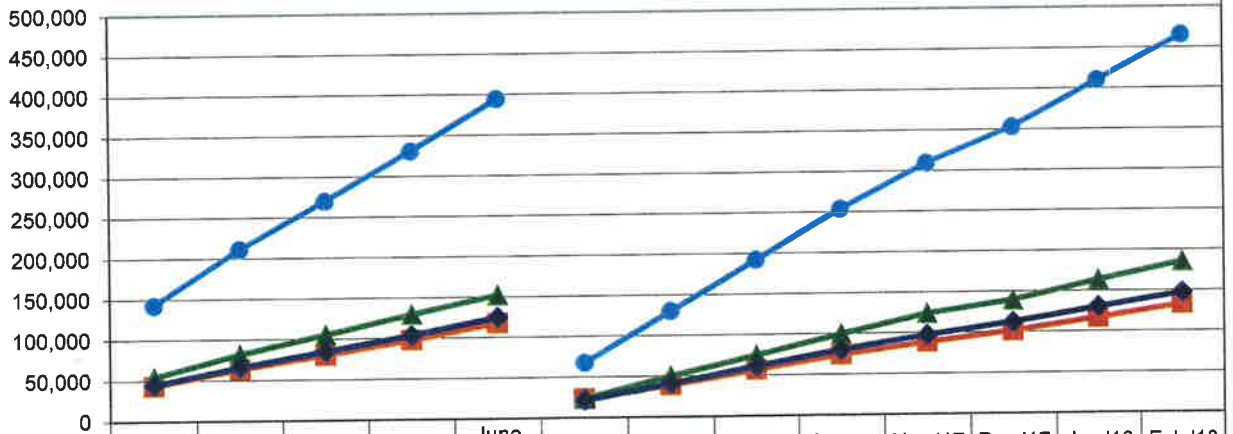


Patron Traffic/Visits - Monthly



	Feb '17	Mar '17	April '17	May '17	June '17	July '17	Aug '17	Sep '17	Oct '17	Nov '17	Dec '17	Jan '18	Feb '18
Cyn Country	17114	19886	16756	17495	19641	22902	15796	17735	17412	14445	12990	15240	16089
Newhall	22782	27730	23190	24273	22772	23528	26682	24237	25362	24032	15663	23991	22000
Valencia	18462	20992	18812	19037	21118	21209	19787	19989	19306	16906	15129	17881	17001
SCPL	58358	68608	58758	60805	63531	67639	62265	61961	62080	55383	43782	57112	55090

Cumulative Patron Traffic/Visits - YTD



	Feb '17	Mar '17	April '17	May '17	June '17	July '17	Aug '17	Sep '17	Oct '17	Nov '17	Dec '17	Jan '18	Feb '18
Cyn Country	43316	63202	79958	97453	117094	22902	38698	56433	73845	88290	101280	116520	132609
Newhall	54204	81934	105124	129397	152169	23528	50210	74447	99809	123841	139504	163495	185495
Valencia	44806	65798	84610	103647	124765	21209	40996	60985	80291	97197	112326	130207	147208
SCPL	142326	210934	269692	330497	394028	67639	129904	191865	253945	309328	353110	410222	465312

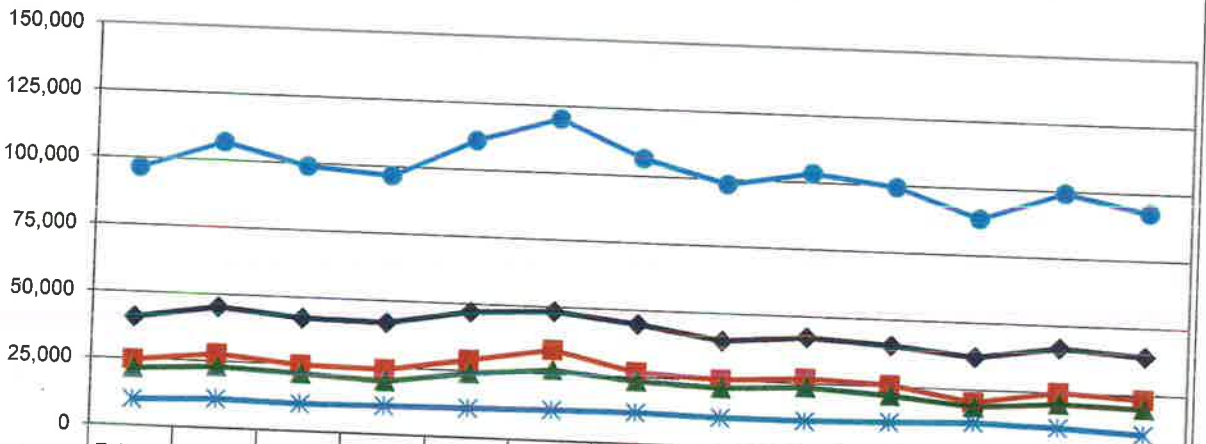


SANTA CLARITA PUBLIC LIBRARY STATISTICS  
 FISCAL YEAR 2017-18  
 CIRCULATION

A total of **92,668** books and materials were  
 circulated in the SCPL, with  
**23,270** books and materials at Canyon Country,  
**19,854** at Newhall, **39,283** at Valencia, and  
**10,261** at the Digital Library.

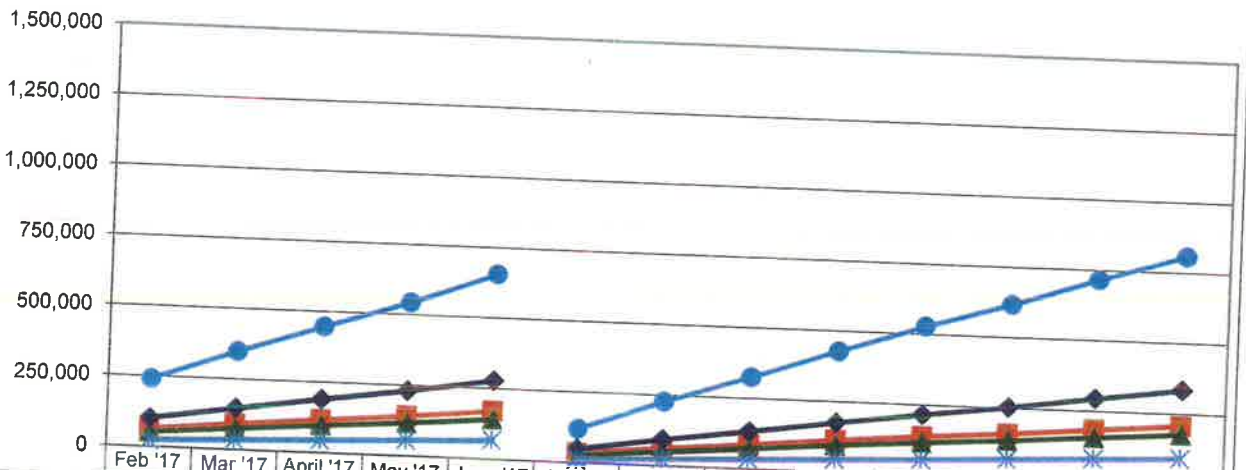


Circulation - Monthly



	Feb '17	Mar '17	April '17	May '17	June '17	July '17	Aug '17	Sep '17	Oct '17	Nov '17	Dec '17	Jan '18	Feb '18
Cyn Country	24567	27728	24768	24242	28998	33896	26768	25242	26737	25681	20293	24989	23270
Newhall	21378	22920	21543	19908	23988	26460	23380	22140	23529	21621	18623	20733	19854
Valencia	40640	45213	42300	41759	46945	48293	44707	39786	42096	40298	37135	41589	39283
Digital	9778	10867	10333	10670	10982	11502	11709	10983	11016	11713	12660	11825	10261
SCPL	96363	106728	98944	96579	110913	120151	106564	98151	103378	99313	88711	99136	92668

Cumulative Circulation - YTD



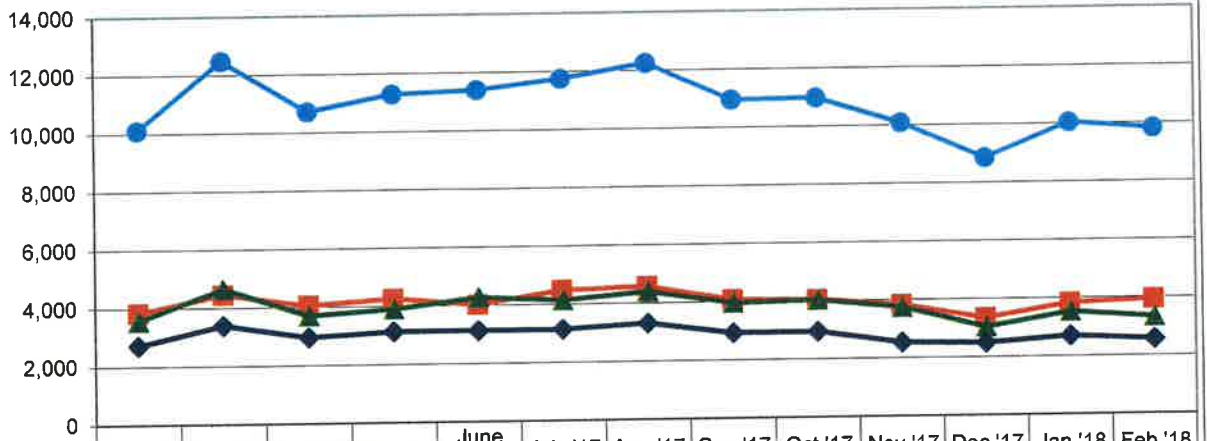
	Feb '17	Mar '17	April '17	May '17	June '17	July '17	Aug '17	Sep '17	Oct '17	Nov '17	Dec '17	Jan '18	Feb '18
Cyn Country	63465	91193	115961	140203	169201	33896	60664	85906	112643	138324	158617	183606	206876
Newhall	52460	75380	96923	116831	140819	26460	49840	71980	95509	117130	135753	156486	176340
Valencia	101257	146470	188770	230529	277474	48293	93000	132786	174882	215180	252315	293904	333187
Digital	23948	34815	45148	55818	66800	11502	23211	34194	45210	56923	69583	81408	91669
SCPL	241130	347858	446802	543381	654294	120151	226715	324866	428244	527557	616268	715404	808072

SANTA CLARITA PUBLIC LIBRARY STATISTICS  
 FISCAL YEAR 2017-18  
 PUBLIC COMPUTER RESERVATIONS



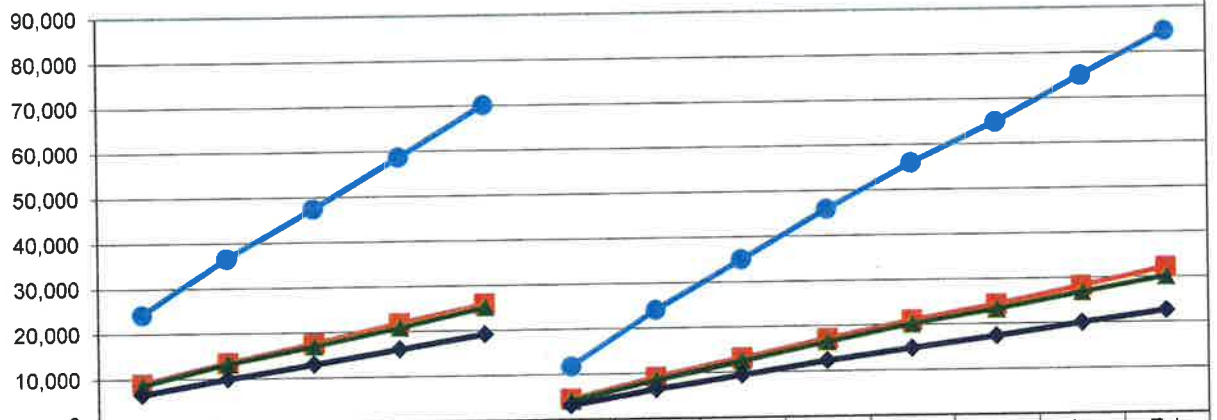
A total of **9,809** patrons reserved and used a public computer in the SCPL. **3,928** patrons used public computers in the Canyon Country Library, **3,323** in Newhall Library, and **2,558** at Valencia Library.

Public Computer Reservations - Monthly



	Feb '17	Mar '17	April '17	May '17	June '17	July '17	Aug '17	Sep '17	Oct '17	Nov '17	Dec '17	Jan '18	Feb '18
— Cyn Country	3832	4445	4053	4256	4006	4477	4562	4060	4029	3820	3331	3820	3928
— Newhall	3552	4638	3703	3897	4265	4135	4388	3956	4016	3734	3022	3522	3323
— Valencia	2718	3392	2954	3126	3120	3140	3298	2924	2932	2529	2482	2692	2558
— SCPL	10102	12475	10710	11279	11391	11752	12248	10940	10977	10083	8835	10034	9809


Cumulative Public Computer Reservations - YTD



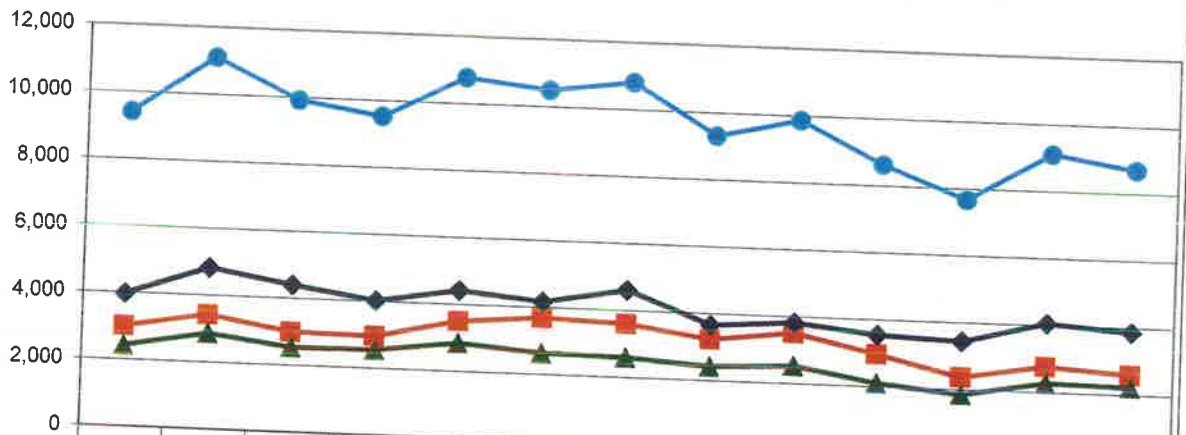
	Feb '17	Mar '17	April '17	May '17	June '17	July '17	Aug '17	Sep '17	Oct '17	Nov '17	Dec '17	Jan '18	Feb '18
— Cyn Country	9024	13469	17522	21778	25784	4477	9039	13099	17128	20948	24279	28099	32027
— Newhall	8636	13274	16977	20874	25139	4135	8523	12479	16495	20229	23251	26773	30096
— Valencia	6566	9958	12912	16038	19158	3140	6438	9362	12294	14823	17305	19997	22555
— SCPL	24226	36701	47411	58690	70081	11752	24000	34940	45917	56000	64835	74869	84678

SANTA CLARITA PUBLIC LIBRARY STATISTICS  
 FISCAL YEAR 2017-18  
 HOLDS FILLED

A total of **8,698** holds were filled in the SCPL. **2,600** holds were filled in the Canyon Country Library, **2,232** in Newhall Library, and **3,866** in Valencia Library.




Holds Filled - Monthly



	Feb '17	Mar '17	April '17	May '17	June '17	July '17	Aug '17	Sep '17	Oct '17	Nov '17	Dec '17	Jan '18	Feb '18
Cyn Country	3009	3420	2997	2954	3503	3688	3599	3232	3510	2968	2371	2769	2600
Newhall	2429	2866	2532	2549	2845	2633	3599	3232	3510	2968	2371	2769	2600
Valencia	3974	4822	4395	4022	4420	4167	2603	2418	2531	2108	1853	2277	2232
SCPL	9412	11108	9924	9525	10768	10488	10806	9307	9857	8618	7670	9106	8698

Cumulative Holds Filled - YTD




	Feb '17	Mar '17	April '17	May '17	June '17	July '17	Aug '17	Sep '17	Oct '17	Nov '17	Dec '17	Jan '18	Feb '18
Cyn Country	7099	10519	13516	16470	19973	3688	7287	10519	14029	16997	19368	22137	24737
Newhall	6121	8987	11519	14068	16913	2633	5236	7654	10185	12293	14146	16423	18655
Valencia	9648	14470	18865	22887	27307	4167	8771	12428	16244	19786	23232	27292	31158
SCPL	22868	33976	43900	53425	64193	10488	21294	30601	40458	49076	56746	65852	74550

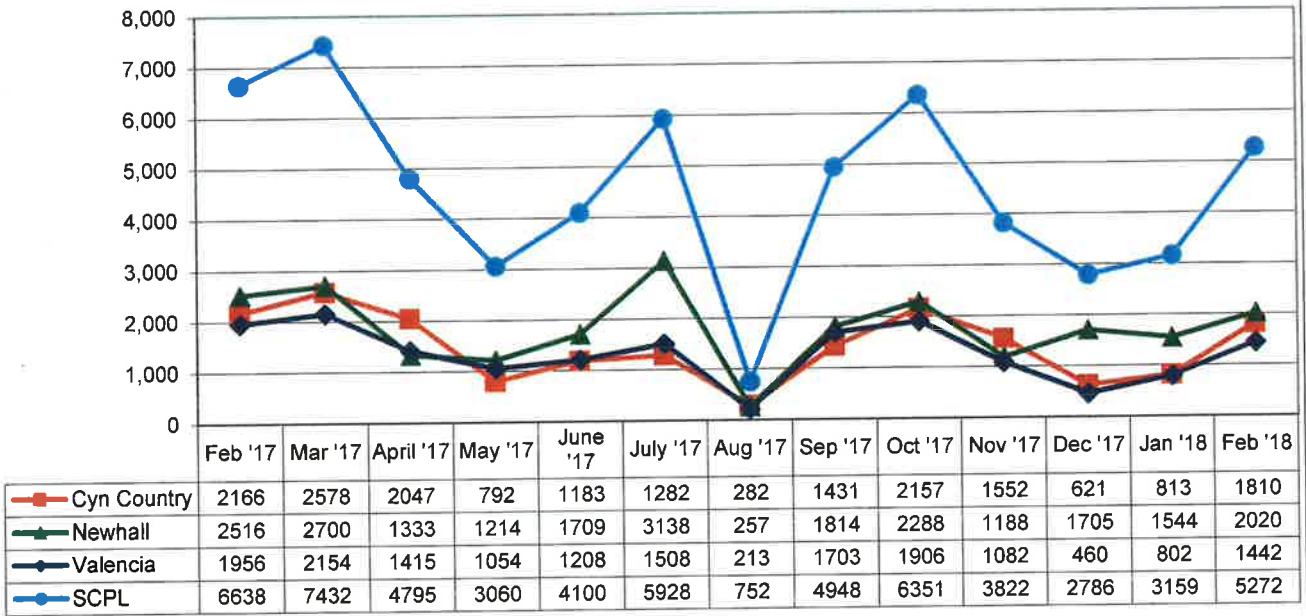


SANTA CLARITA PUBLIC LIBRARY STATISTICS  
FISCAL YEAR 2017-18  
PROGRAM ATTENDANCE

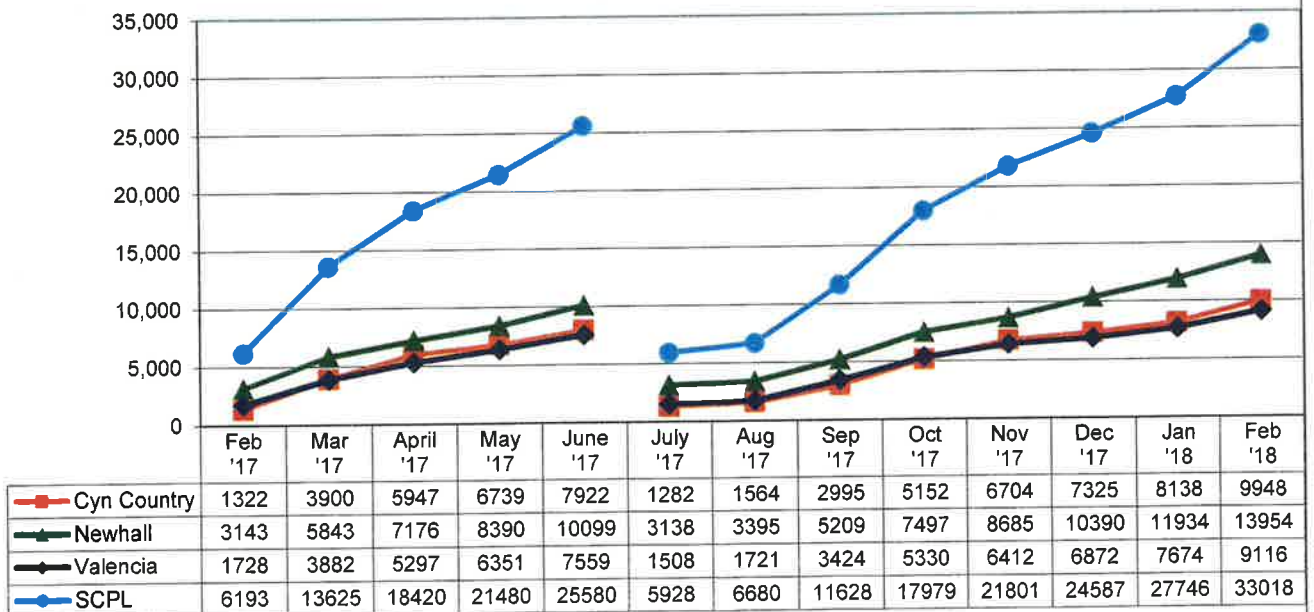
A total of **5,272** attendees participated in a program at the SCPL. **1,810** attendees at the Canyon Country Library, **2,020** at Newhall Library, and **1,442** at Valencia Library.



**Program Attendance - Monthly**



**Cumulative Program Attendance - YTD**

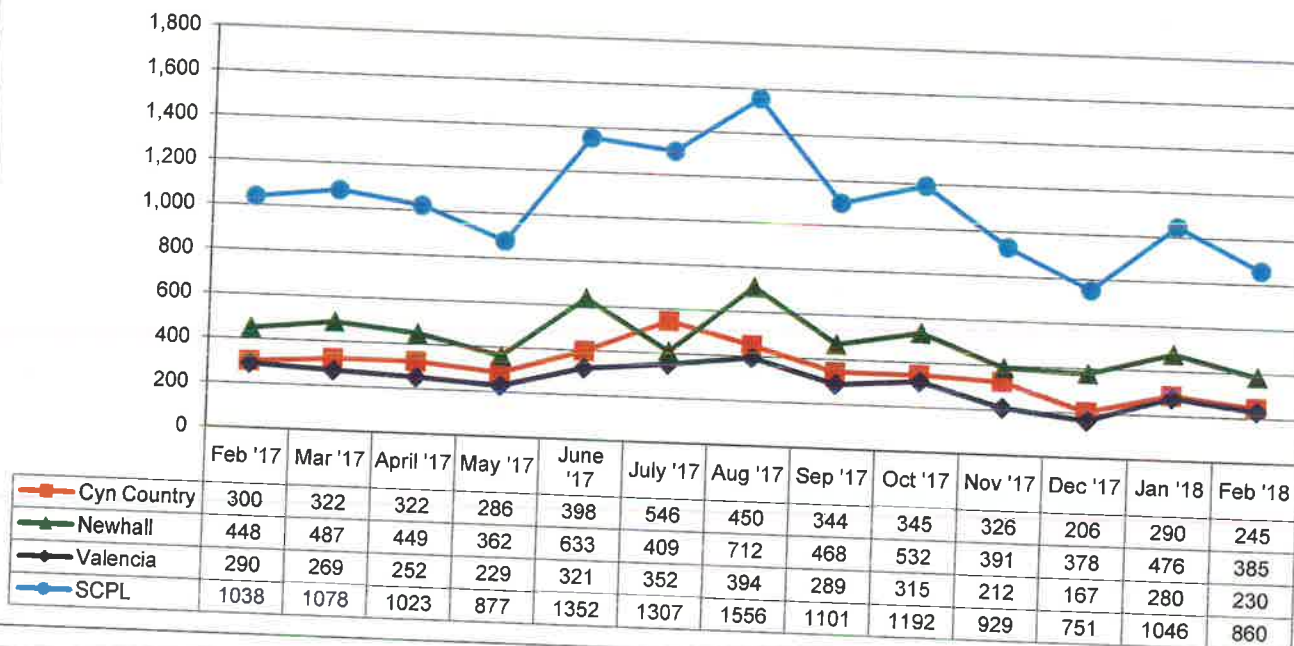


SANTA CLARITA PUBLIC LIBRARY STATISTICS  
 FISCAL YEAR 2017-18  
 LIBRARY CARDS ISSUED

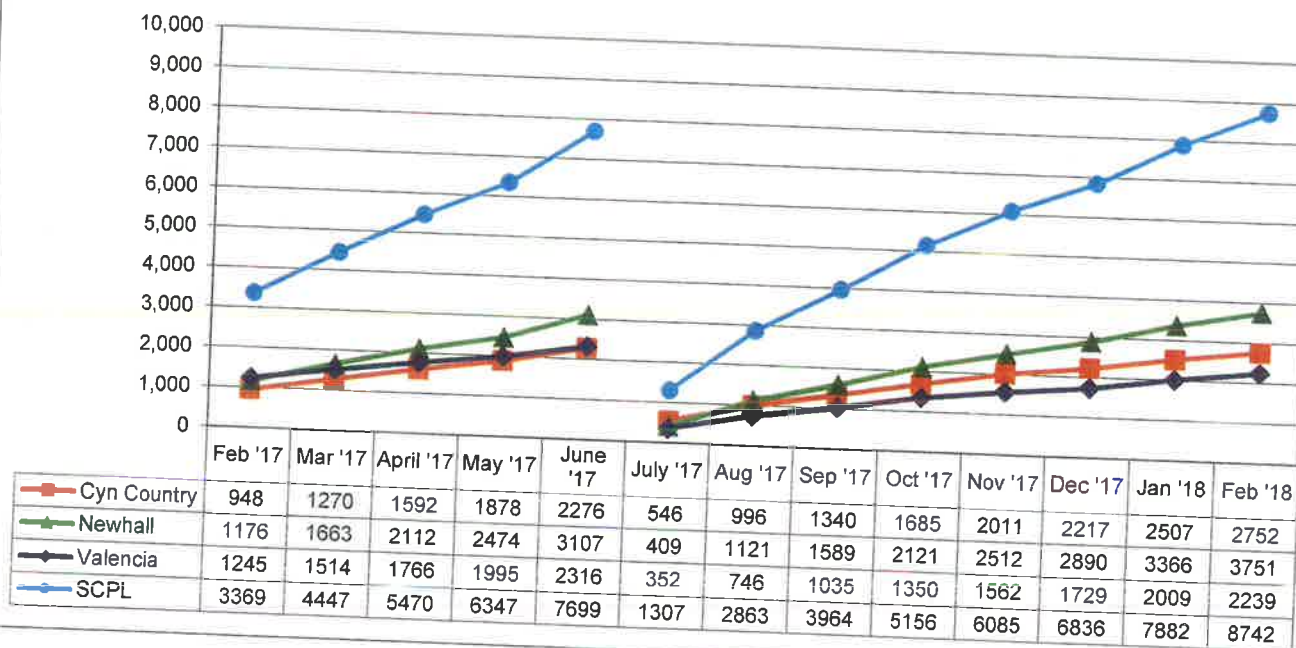
A total of **860** new Library cards were issued at the SCPL. **245** new cards were issued at the Canyon Country Library, **385** at Newhall Library, and **230** at Valencia Library.



Library Cards Issued - Monthly



Cumulative Library Cards Issued - YTD

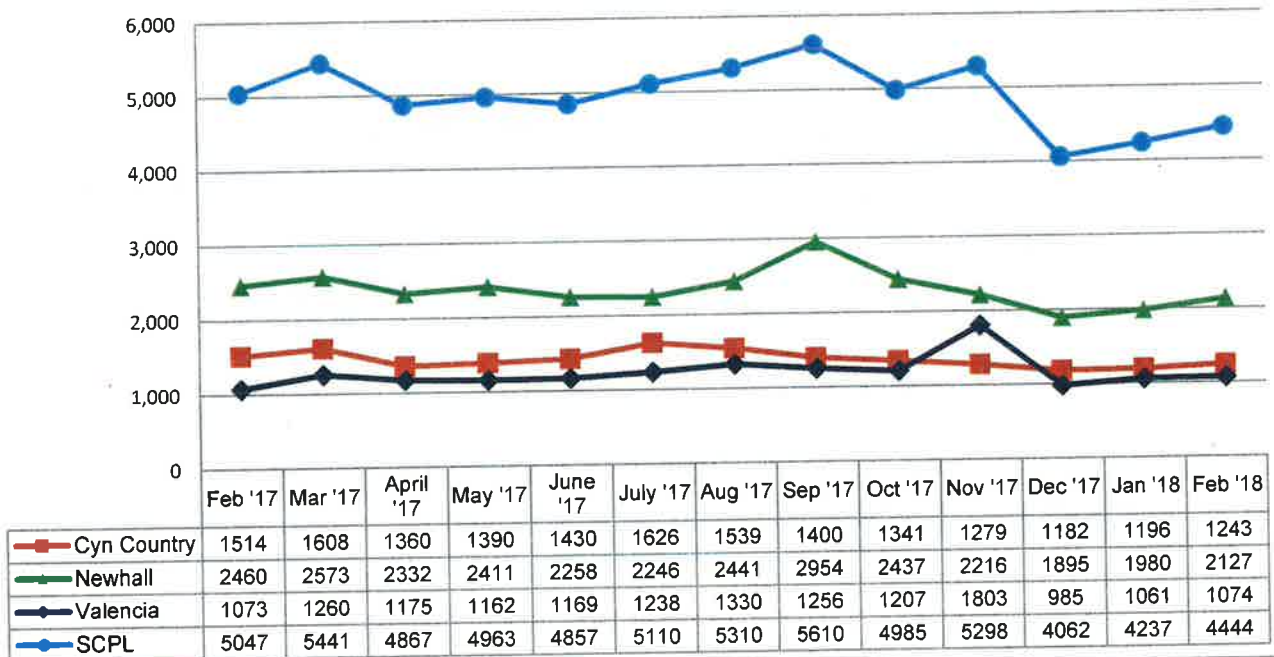


SANTA CLARITA PUBLIC LIBRARY STATISTICS  
 FISCAL YEAR 2017-18  
 WI-FI USERS

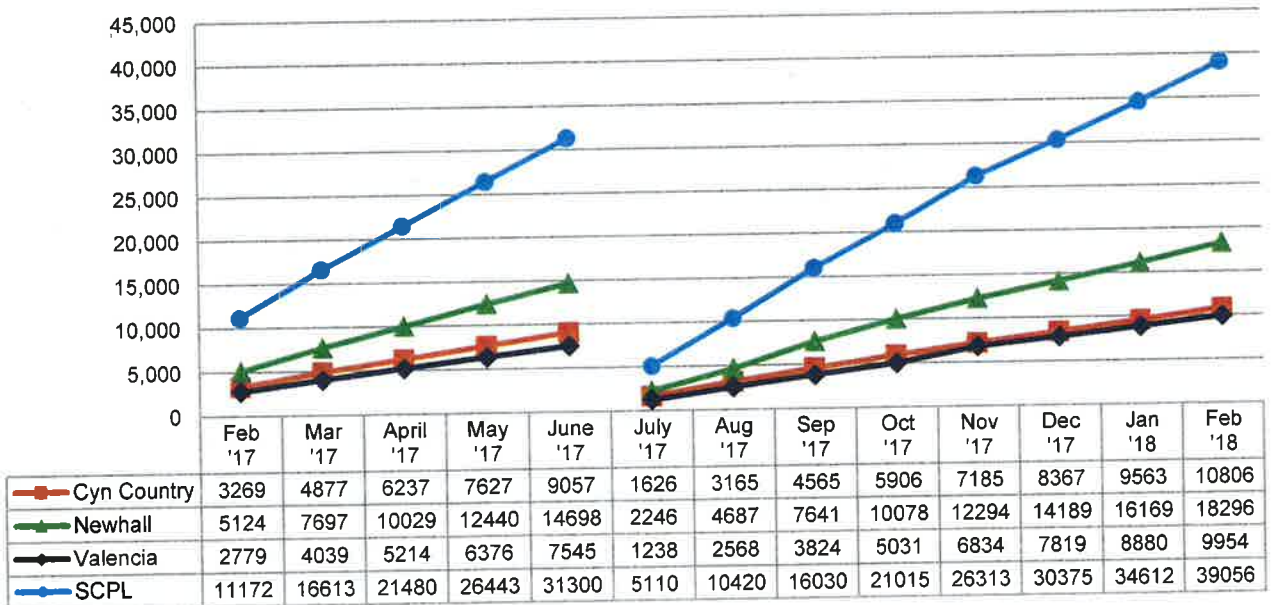
A total of **4,444** Library patrons used the SCPL's free wireless internet (Wi-Fi). **1,243** Wi-Fi users were at the Canyon Country Library, **2,127** at Newhall Library, and **1,074** at Valencia Library.



Wi-Fi Users - Monthly



Cumulative Wi-Fi Users - YTD



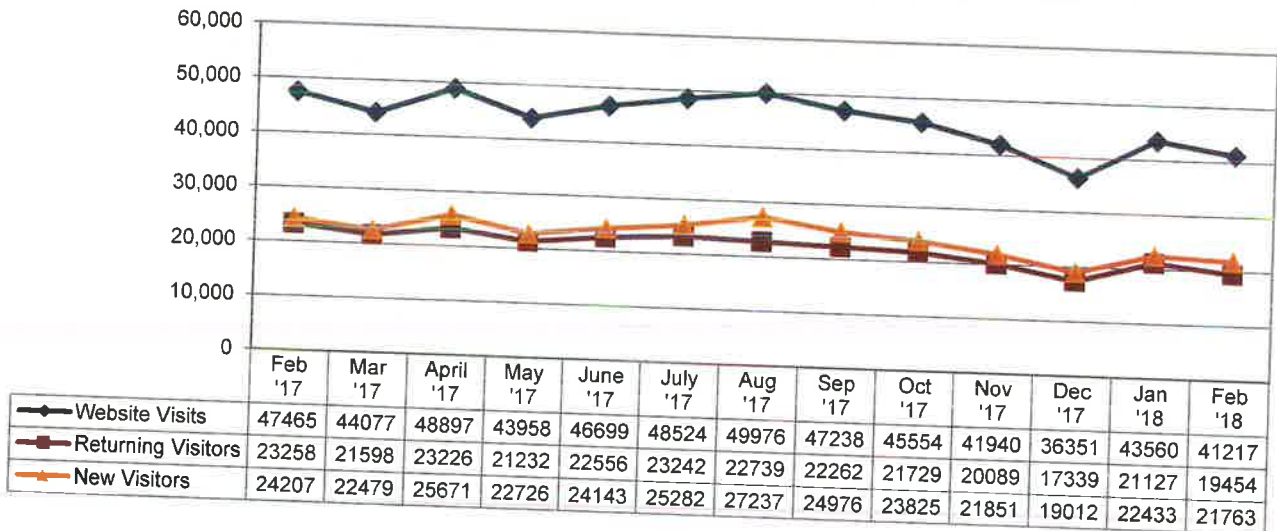


SANTA CLARITA PUBLIC LIBRARY STATISTICS  
 FISCAL YEAR 2017-18  
 LIBRARY WEBSITE

The SCPL's website received a total of **41,217** visits. **19,454** were returning visitors and **21,763** were new visitors to the Library website. Visitors to the SCPL website viewed **60,741** website pages this month.



Library Website Visits - Monthly



Library Web Pages Viewed -YTD

