



City of
SANTA CLARITA
PUBLIC LIBRARY

STATISTICAL REPORT
Fiscal Year 2017-18
August 2017

SANTA CLARITA PUBLIC LIBRARY STATISTICS
FISCAL YEAR 2017-18

Statistical Summary

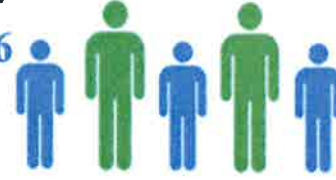
AUGUST 2017

Month-to-Date	CANYON COUNTRY		OLD TOWN NEWHALL		VALENCIA		DIGITAL		TOTALS	
	Aug 2017	Aug 2016	Aug 2017	Aug 2016	Aug 2017	Aug 2016	Aug 2017	Aug 2016	Aug 2017	Aug 2016
Circulation	26,768	28,991	23,380	25,717	44,707	50,283	11,709	11,978	106,564	116,969
Patron Traffic	15,796	20,247	26,682	28,658	19,787	22,961			62,265	71,866
PC Reservations	4,562	4,512	4,388	4,318	3,298	3,283			12,248	12,113
Volunteer Hours	257	245	245	279	264	181			766	705
Holds Filled	3,599	3,700	2,603	3,099	4,604	4,726			10,806	11,525
Number of Programs	28	11	24	24	16	15			68	50
Program Attendance	282	133	257	320	213	160			752	613
Library Cards Issued	450	518	712	650	394	566			1,556	1,734
Wi-Fi Users	1,539	1,569	2,441	2,723	1,330	1,448			5,310	5,740
Homework Help: Students Assisted	11	34	0	19	6	2	n/a	n/a	17	55
Databases									16,494	24,121
Website Visits									49,976	54,478
Outreach Events									10	16
Outreach Attendance									3,216	3,189

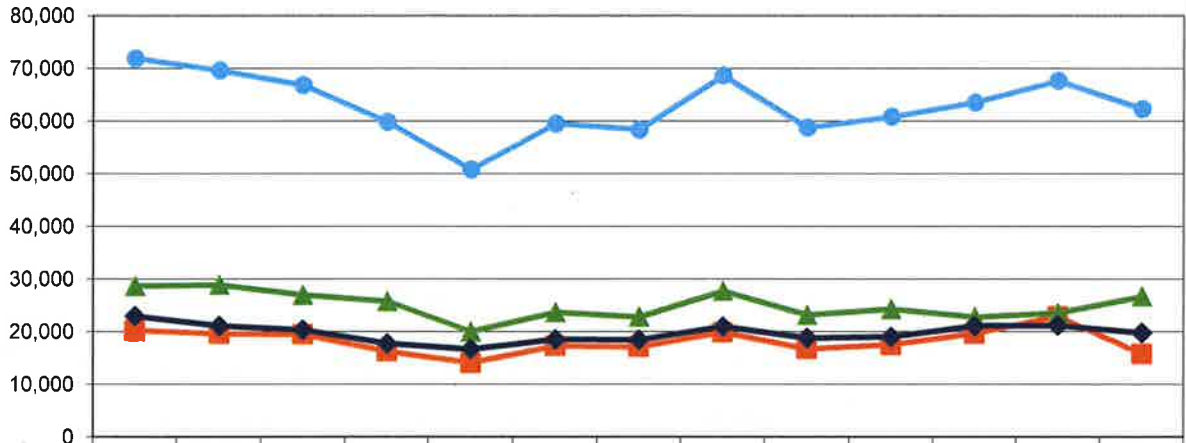
Year-to-Date	CANYON COUNTRY		OLD TOWN NEWHALL		VALENCIA		DIGITAL		TOTALS	
	August Y-T-D 2017	August Y-T-D 2016	August Y-T-D 2017	August Y-T-D 2016	August Y-T-D 2017	August Y-T-D 2016	August Y-T-D 2017	August Y-T-D 2016	August Y-T-D 2017	August Y-T-D 2016
Circulation	60,664	63,465	49,840	52,460	93,000	101,257	23,211	23,948	226,715	241,130
Patron Traffic	38,698	43,316	50,210	54,204	40,996	44,806			129,904	142,326
PC Reservations	9,039	9,024	8,523	8,636	6,438	6,566			24,000	24,226
Volunteer Hours	739	1,112	564	944	684	592			1,987	2,648
Holds Filled	7,287	7,099	5,236	6,121	8,771	9,648			21,294	22,868
Number of Programs	83	54	86	86	61	65			230	205
Program Attendance	1,564	1,322	5,395	3,143	1,721	1,728			8,680	6,193
Library Cards Issued	996	948	1,121	1,176	746	1,245			2,863	3,369
Wi-Fi Users	3,165	3,269	4,687	5,124	2,568	2,779			10,420	11,172
Homework Help: Students Assisted	11	34	0	19	6	2	n/a	n/a	17	55
Databases									13,391	45,209
Website Visits									98,500	106,894
Outreach Events									13	21
Outreach Attendance									3,379	3,259

SANTA CLARITA PUBLIC LIBRARY STATISTICS
 FISCAL YEAR 2017-18
 PATRON VISITS

A total of **62,265** patrons visited the Santa Clarita Public Library (SCPL), with **15,796** visitors at Canyon Country, **26,682** at Newhall, and **19,787** at Valencia.

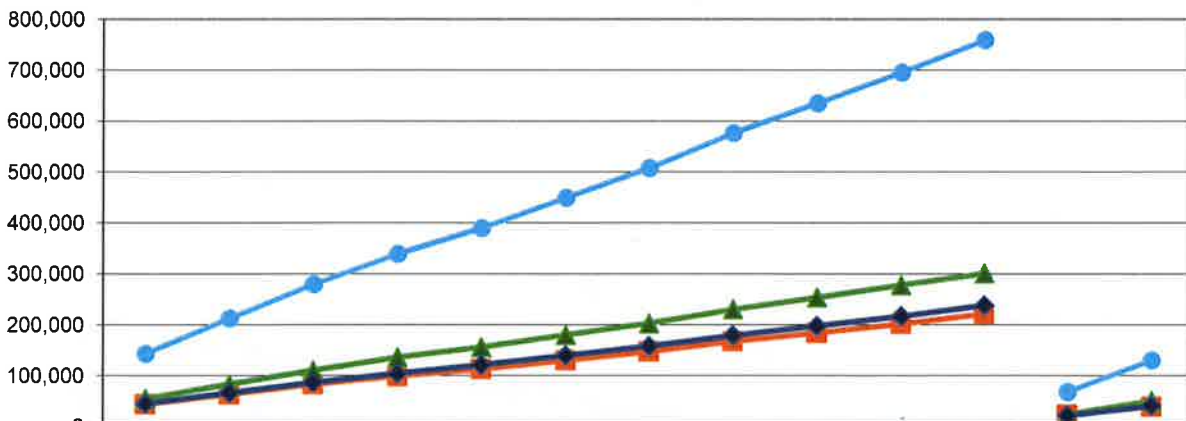


Patron Traffic/Visits - Monthly



	Aug '16	Sept '16	Oct '16	Nov '16	Dec '16	Jan '17	Feb '17	Mar '17	April '17	May '17	June '17	July '17	Aug '17
Cyn Country	20247	19608	19475	16264	14110	17285	17114	19886	16756	17495	19641	22902	15796
Newhall	28658	28883	26964	25743	19997	23664	22782	27730	23190	24273	22772	23528	26682
Valencia	22961	21114	20356	17761	16683	18550	18462	20992	18812	19037	21118	21209	19787
SCPL	71866	69605	66795	59768	50790	59499	58358	68608	58758	60805	63531	67639	62265

Cumulative Patron Traffic/Visits - YTD



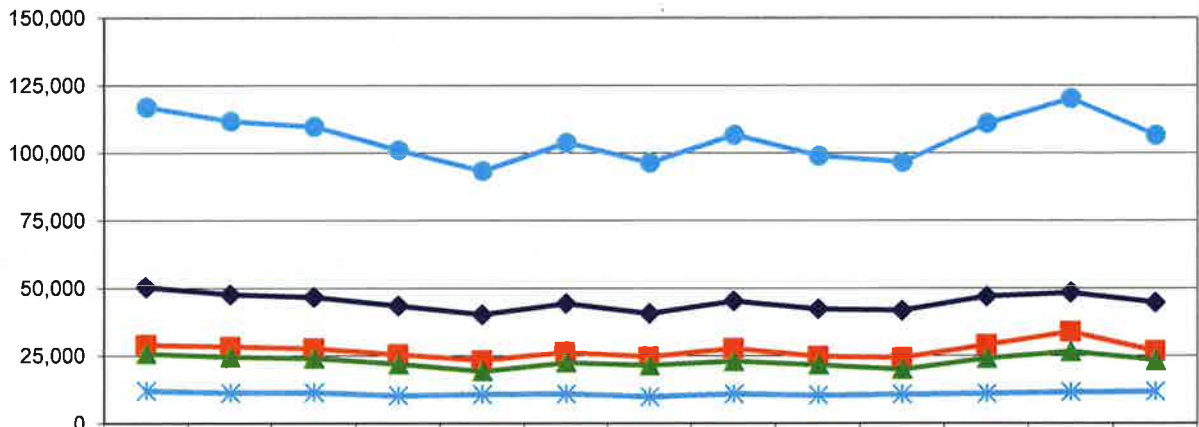
	Aug '16	Sept '16	Oct '16	Nov '16	Dec '16	Jan '17	Feb '17	Mar '17	April '17	May '17	June '17	July '17	Aug '17
Cyn Country	43316	62924	82399	98663	112773	130058	147172	167058	183814	201309	220950	22902	38698
Newhall	54204	83087	110051	135794	155791	179455	202237	229967	253157	277430	300202	23528	50210
Valencia	44806	65920	86276	104037	120720	139270	157732	178724	197536	216573	237691	21209	40996
SCPL	142326	211931	278726	338494	389284	448783	507141	575749	634507	695312	758843	67639	129904

SANTA CLARITA PUBLIC LIBRARY STATISTICS
FISCAL YEAR 2017-18
CIRCULATION

A total of **106,564** books and materials were circulated in the SCPL, with **26,768** books and materials at Canyon Country, **23,380** at Newhall, **44,707** at Valencia, and **11,709** at the Digital Library.

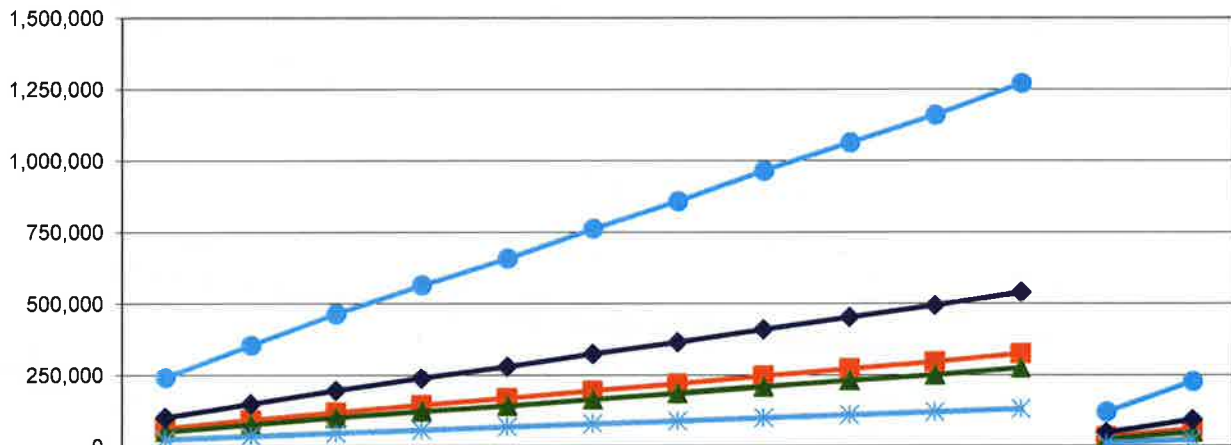


Circulation - Monthly



	Aug '16	Sept '16	Oct '16	Nov '16	Dec '16	Jan '17	Feb '17	Mar '17	April '17	May '17	June '17	July '17	Aug '17
—■— Cyn Country	28991	28374	27717	25483	23254	26230	24567	27728	24768	24242	28998	33896	26768
—▲— Newhall	25717	24500	23982	21845	19200	22414	21378	22920	21543	19908	23988	26460	23380
—◆— Valencia	50283	47683	46662	43448	40210	44318	40640	45213	42300	41759	46945	48293	44707
—*— Digital	11978	11225	11369	10191	10630	10824	9778	10867	10333	10670	10982	11502	11709
—●— SCPL	116969	111782	109730	100967	93294	103786	96363	106728	98944	96579	110913	120151	106564

Cumulative Circulation - YTD



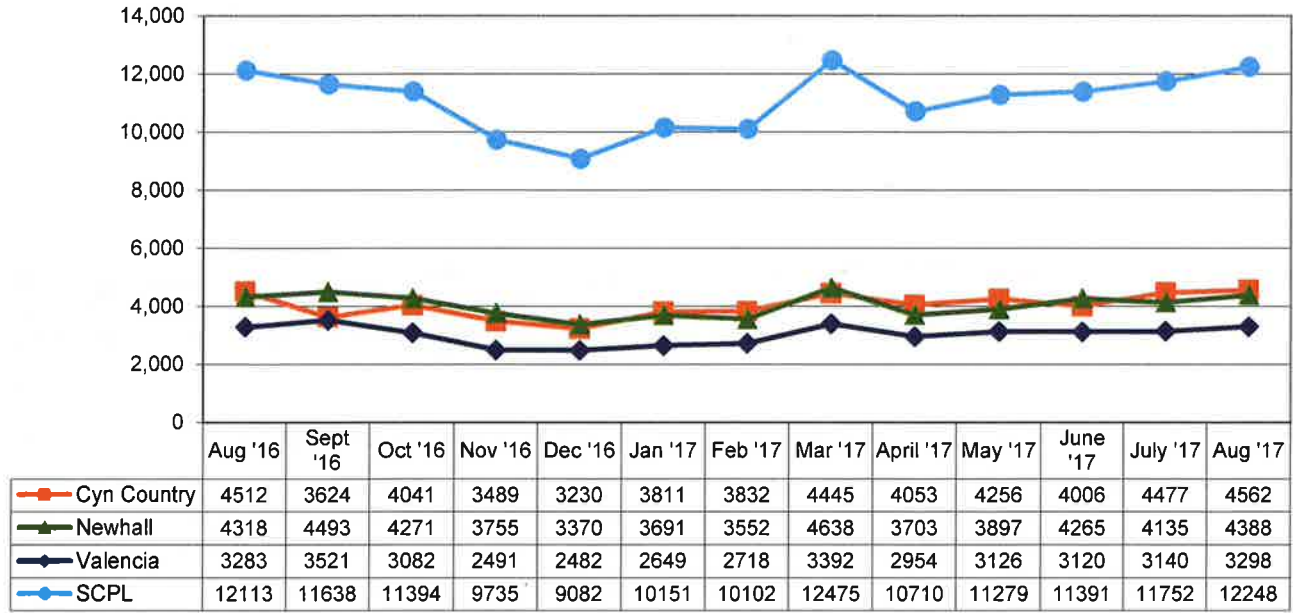
	Aug '16	Sept '16	Oct '16	Nov '16	Dec '16	Jan '17	Feb '17	Mar '17	April '17	May '17	June '17	July '17	Aug '17
—■— Cyn Country	63465	91839	119556	145039	168293	194523	219090	246818	271586	295828	324826	33896	60664
—▲— Newhall	52460	76960	100942	122787	141987	164401	185779	208699	230242	250150	274138	26460	49840
—◆— Valencia	101257	148940	195602	239050	279260	323578	364218	409431	451731	493490	540435	48293	93000
—*— Digital	23948	35173	46542	56733	67363	78187	87965	98832	109165	119835	130817	11502	23211
—●— SCPL	241130	352912	462642	563609	656903	760689	857052	963780	1062724	1159303	1270216	120151	226715

SANTA CLARITA PUBLIC LIBRARY STATISTICS
 FISCAL YEAR 2017-18
 PUBLIC COMPUTER RESERVATIONS

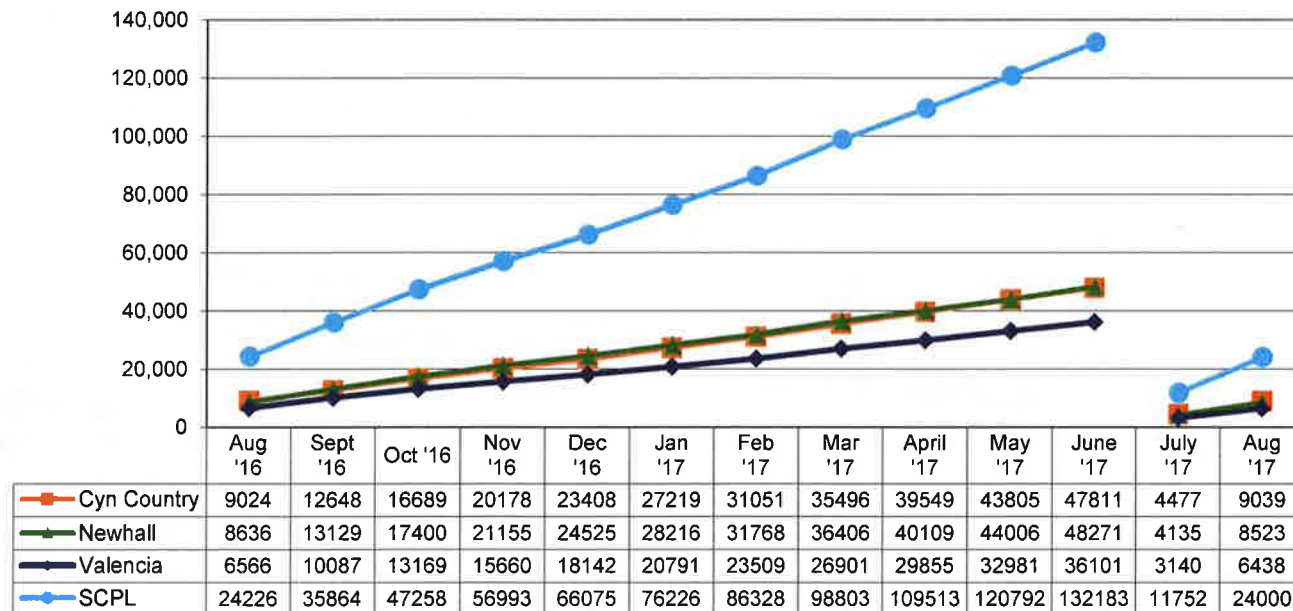


A total of **12,248** patrons reserved and used a public computer in the SCPL. **4,562** patrons used public computers in the Canyon Country Library, **4,388** in Newhall Library, and **3,298** at Valencia Library.

Public Computer Reservations - Monthly



Cumulative Public Computer Reservations - YTD

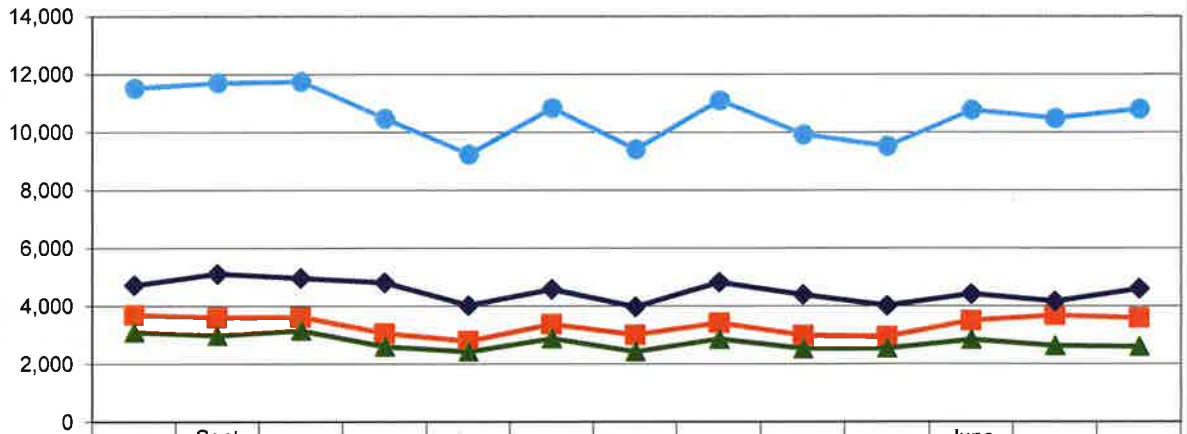


SANTA CLARITA PUBLIC LIBRARY STATISTICS
FISCAL YEAR 2017-18
HOLDS FILLED

A total of **10,806** holds were filled in the SCPL. **3,599** holds were filled in the Canyon Country Library, **2,603** in Newhall Library, and **4,604** in Valencia Library.

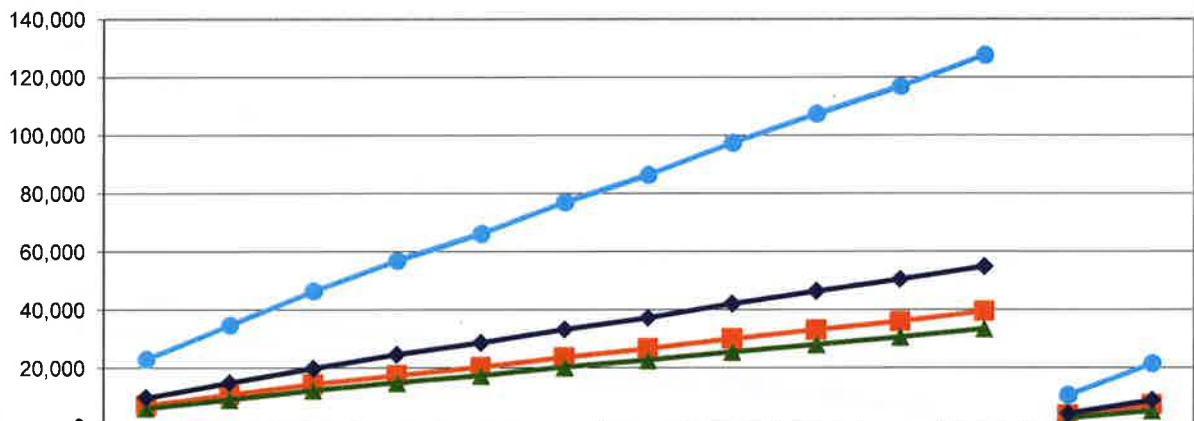


Holdes Filled - Monthly



	Aug '16	Sept '16	Oct '16	Nov '16	Dec '16	Jan '17	Feb '17	Mar '17	April '17	May '17	June '17	July '17	Aug '17
— Cyn Country	3700	3608	3628	3060	2790	3377	3009	3420	2997	2954	3503	3688	3599
— Newhall	3099	2983	3156	2600	2429	2878	2429	2866	2532	2549	2845	2633	2603
— Valencia	4726	5115	4967	4814	4022	4582	3974	4822	4395	4022	4420	4167	4604
— SCPL	11525	11706	11751	10474	9241	10837	9412	11108	9924	9525	10768	10488	10806


Cumulative Holds Filled - YTD



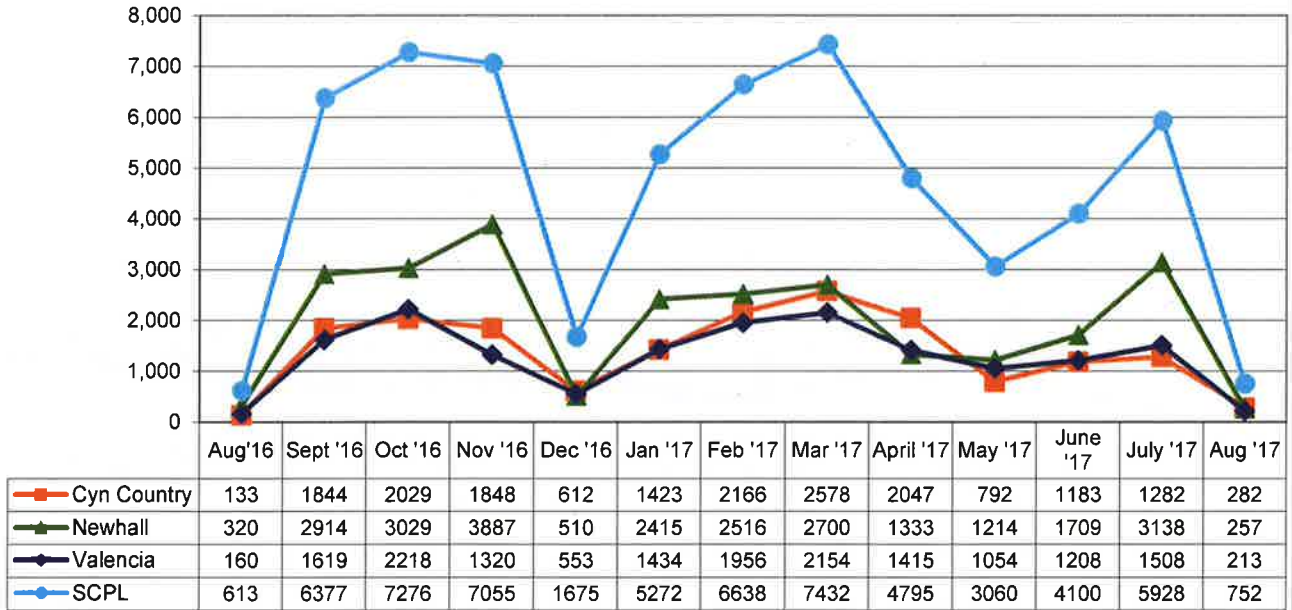
	Aug '16	Sept '16	Oct '16	Nov '16	Dec '16	Jan '17	Feb '17	Mar '17	April '17	May '17	June '17	July '17	Aug '17
— Cyn Country	7099	10707	14335	17395	20185	23562	26571	29991	32988	35942	39445	3688	7287
— Newhall	6121	9104	12260	14860	17289	20167	22596	25462	27994	30543	33388	2633	5236
— Valencia	9648	14763	19730	24544	28566	33148	37122	41944	46339	50361	54781	4167	8771
— SCPL	22868	34574	46325	56799	66040	76877	86289	97397	107321	116846	127614	10488	21294

SANTA CLARITA PUBLIC LIBRARY STATISTICS
 FISCAL YEAR 2017-18
 PROGRAM ATTENDANCE

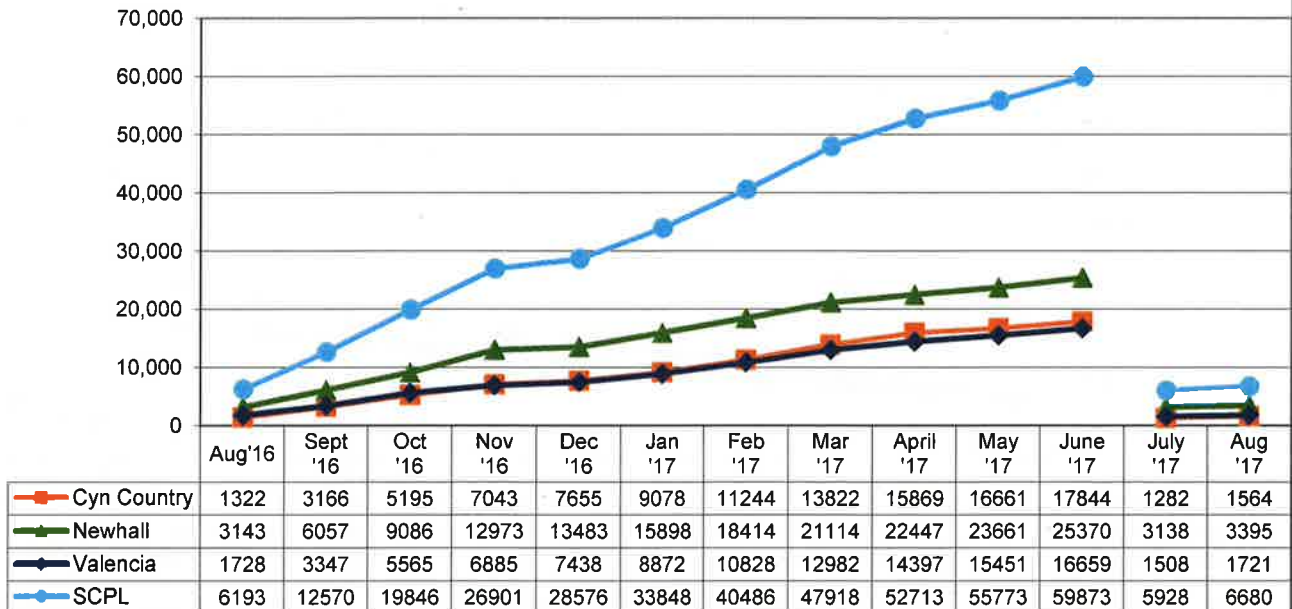
A total of **752** attendees participated in a program at the SCPL. **282** attendees at the Canyon Country Library, **257** at Newhall Library, and **213** at Valencia Library.



Program Attendance - Monthly



Cumulative Program Attendance - YTD

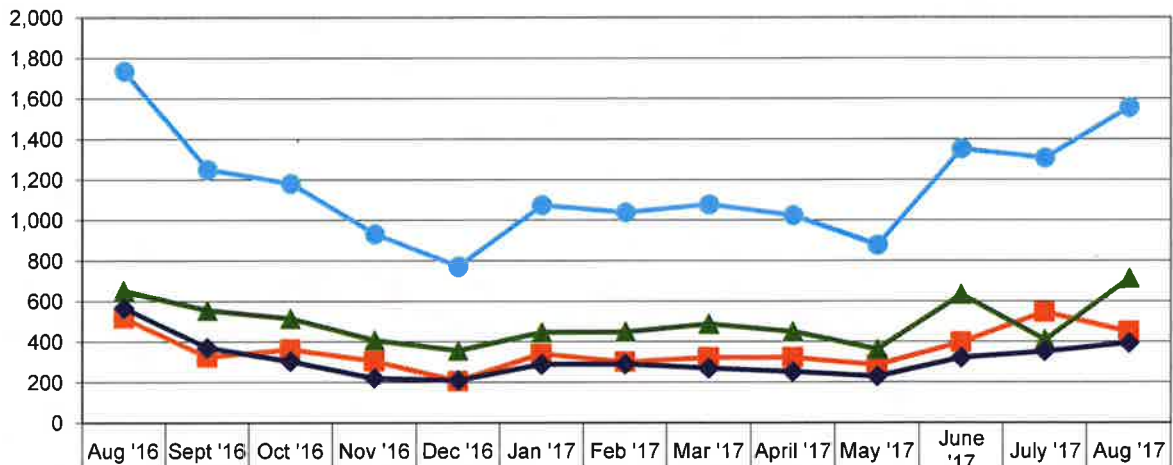


SANTA CLARITA PUBLIC LIBRARY STATISTICS
 FISCAL YEAR 2017-18
 LIBRARY CARDS ISSUED

A total of **1,556** new Library cards were issued at the SCPL. **450** new cards were issued at the Canyon Country Library, **712** at Newhall Library, and **394** at Valencia Library.

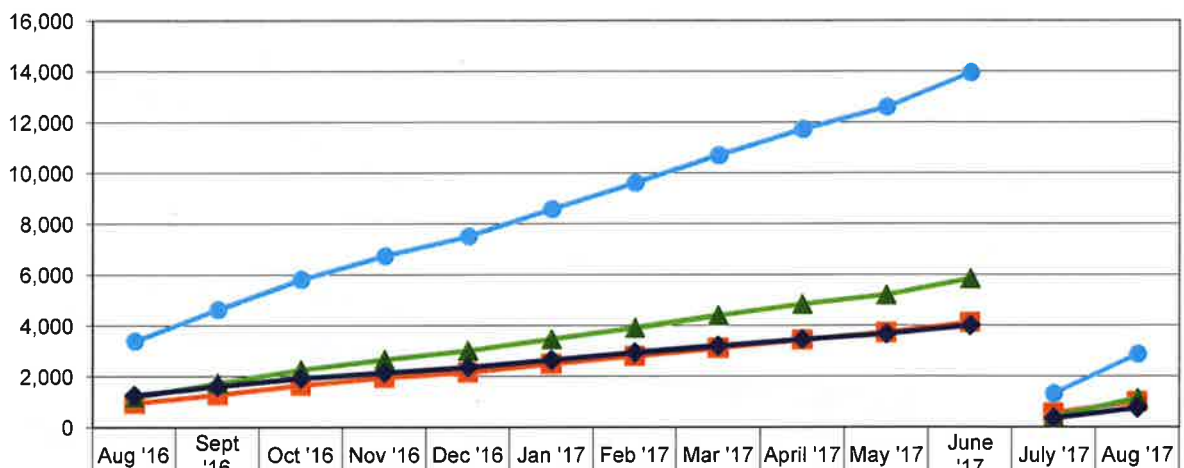


Library Cards Issued - Monthly



	Aug '16	Sept '16	Oct '16	Nov '16	Dec '16	Jan '17	Feb '17	Mar '17	April '17	May '17	June '17	July '17	Aug '17
Cyn Country	518	325	363	305	206	340	300	322	322	286	398	546	450
Newhall	650	555	514	407	356	446	448	487	449	362	633	409	712
Valencia	566	370	303	219	209	288	290	269	252	229	321	352	394
SCPL	1734	1250	1180	931	771	1074	1038	1078	1023	877	1352	1307	1556

Cumulative Library Cards Issued - YTD



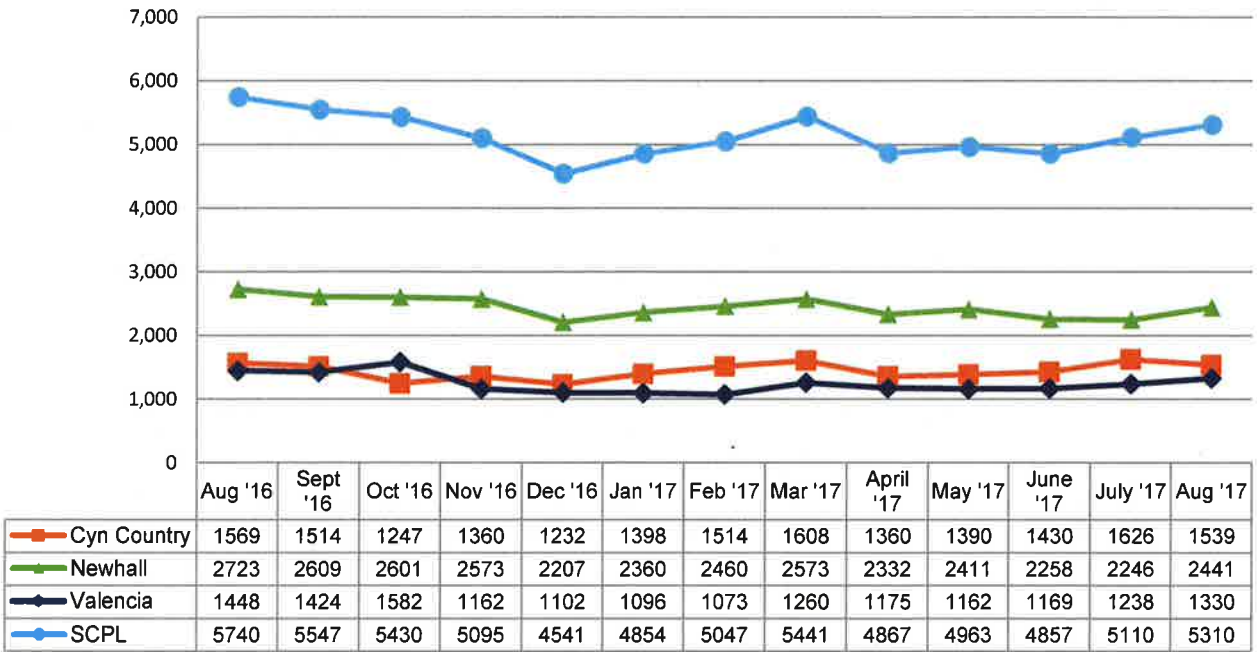
	Aug '16	Sept '16	Oct '16	Nov '16	Dec '16	Jan '17	Feb '17	Mar '17	April '17	May '17	June '17	July '17	Aug '17
Cyn Country	948	1273	1636	1941	2147	2487	2787	3109	3431	3717	4115	546	996
Newhall	1176	1731	2245	2652	3008	3454	3902	4389	4838	5200	5833	409	1121
Valencia	1245	1615	1918	2137	2346	2634	2924	3193	3445	3674	3995	352	746
SCPL	3369	4619	5799	6730	7501	8575	9613	10691	11714	12591	13943	1307	2863

SANTA CLARITA PUBLIC LIBRARY STATISTICS
 FISCAL YEAR 2017-18
 WI-FI USERS

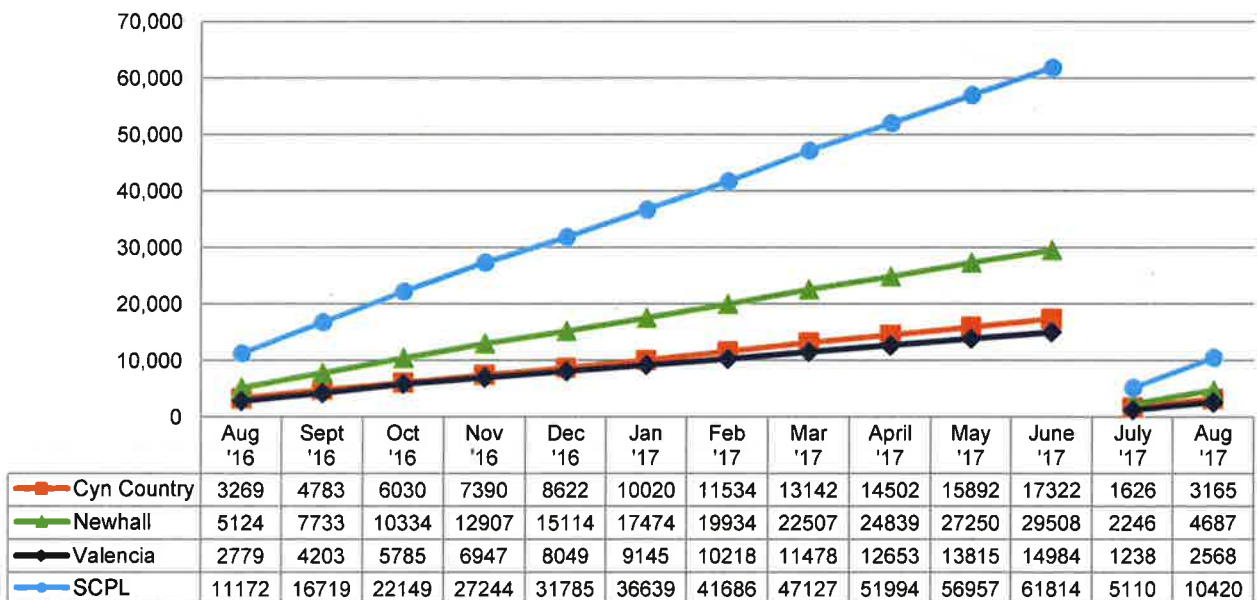
A total of **5,310** Library patrons used the SCPL's free wireless internet (Wi-Fi). **1,539** Wi-Fi users were at the Canyon Country Library, **2,441** at Newhall Library, and **1,330** at Valencia Library.



Wi-Fi Users - Monthly



Cumulative Wi-Fi Users - YTD

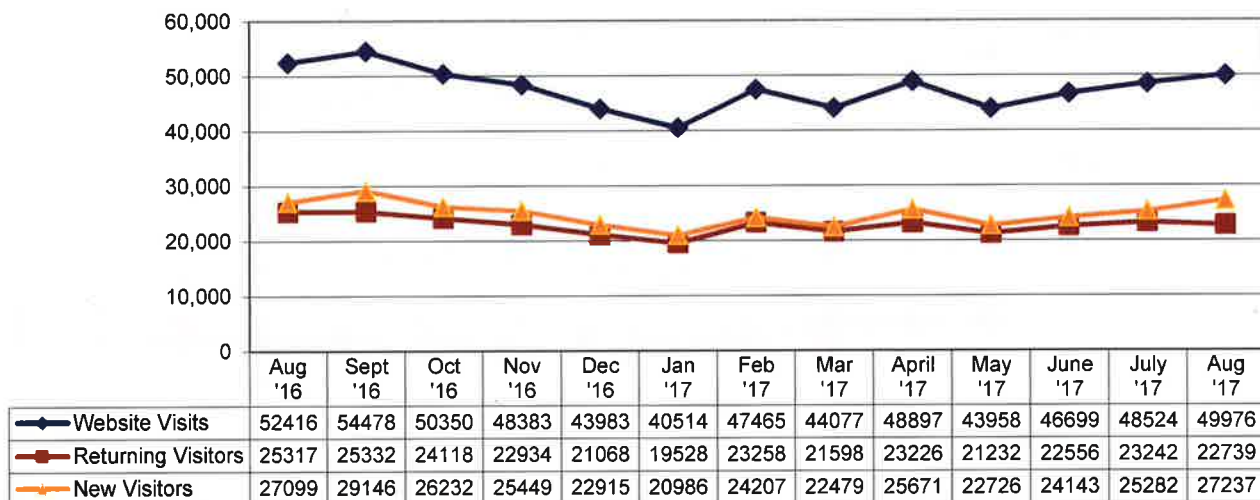


SANTA CLARITA PUBLIC LIBRARY STATISTICS
FISCAL YEAR 2017-18
LIBRARY WEBSITE

(The SCPL's website received a total of **49,976** visits. **22,739** were returning visitors and **27,237** were new visitors to the Library website. Visitors to the SCPL website viewed **72,365** website pages this month.)



Library Website Visits - Monthly



Library Web Pages Viewed -YTD

