

r

FROM: Darren Hernández, Deputy City Manager

SUBJECT: SANTA CLARITA PUBLIC LIBRARY STATISTICS – JULY 2015

Overall statistics for the three Library branches in July 2015 include:

- 75,388 patrons visited the Libraries, 1,405 new Library cards were issued, and 4,784 patrons attended a Library program.
- 140,976 books and materials were circulated, and 14,131 holds were filled.
- 17,232 patrons reserved and used a public computer, while 4,974 patrons used the Library's free Wi-Fi.
- The Library's website received 57,503 visits, comprising 25,103 new visitors and 31,950 returning visitors. Together they viewed 94,505 website pages on the Library website.

[illegible]


Santa Clarita Public Library July 2015 Programs and Highlights

During July, all three branches continued to offer scheduled Baby and Toddler, School Readiness, and Bilingual storytime programs and continued the 2015 Summer Reading Program. The following are a few additional programs and highlights that took place in July:

- **Summer Reading Program Recap** – The 2015 Summer Reading program, “*Read to the Rhythm*,” continued through July 25 and offered events for all ages, including specially themed storytimes and literary character programs, DIY crafts, dance classes, and musical performances. In addition, families participated in the program **Rusty presents Let’s Go Save the Butterflies**, a special “Rhythm Round’ the City” off-site event, on July 17 at West Ranch High School Auditorium. Performed by Christopher Yates, the interactive educational program taught the audience about the science-related environmental challenges of the great Butterfly Migration.

The following is a breakdown of the 2015 Summer Reading Program:

- ❖ **838** Babies, toddlers, and preschoolers used early learning activity logs (36% increase in activity from 2014).
- ❖ **2,629** Kindergarten – 6th graders read and reviewed **11,182** books (33% increase in books read from 2014).
- ❖ **621** Teens read and reviewed **1,163** books (79% increase in books from 2014).
- ❖ **1,160** adults read and **164** completed the California State Library “5 Book Challenge.”
- ❖ Kids read an average of **4.25** books over the summer.
- ❖ **7,967** People attended **141** family and children Library events.
- ❖ **262** Teens attended **21** teen programs.
- ❖ **237** Adults attended **18** adult programs.
- ❖ **\$25,000** was donated to the Summer Reading Program by the Friends of the Santa Clarita Public Library, which paid for many programs and performers.



SANTA CLARITA PUBLIC LIBRARY STATISTICS

August 14, 2015

Page 3

- **Music Jamboree Finale** – SCPL held the 2015 Summer Reading Program Music Jamboree Finale at Newhall Park on July 25. It featured prize drawings, sponsor booths, an award ceremony, and live performances from The Wacko Show, The Terns, and Nathalia Palis. Children and families also had the chance to meet Library staff at the Bash and pick up their prizes.



- **Digital Library Branch** – The foot traffic at the three Library buildings has increased by 75% when visits to the Library's website are considered. The website traffic and use of digital services and resources comprise such a significant portion of its interactions with customers that Library staff has decided to elevate them to the status of a Library branch. Shannon Vonnegut, previously Digital Services Coordinator, is now the Digital Services Manager.

If you have any questions, please contact me.

DH:BI:RB:hds

S:\FIN\MA\Library\Statistics - Library\FY 15-16 Library Stats\2015 July\Memo Library Stats – July 2015

Attachment

cc: Kelly Behle, City Librarian
City Leadership Team
Citizens Public Library Advisory Committee
Friends of Santa Clarita Public Library



City of
SANTA CLARITA
PUBLIC LIBRARY

STATISTICAL REPORT
Fiscal Year 2015-16

July 2015

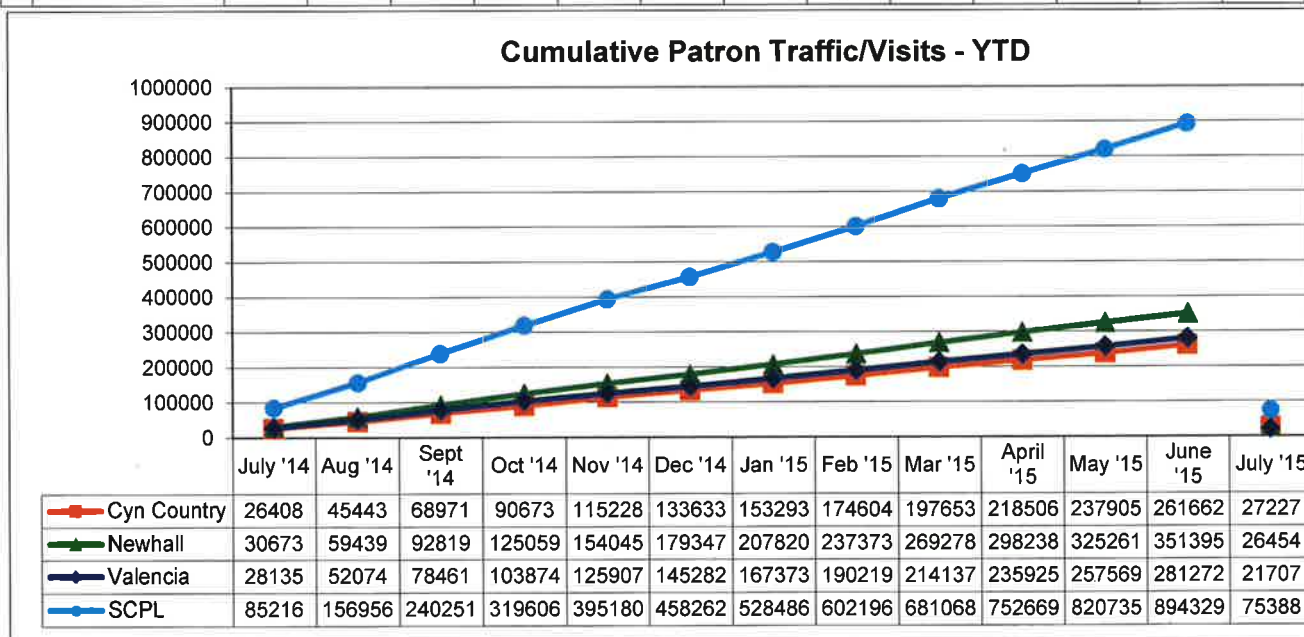
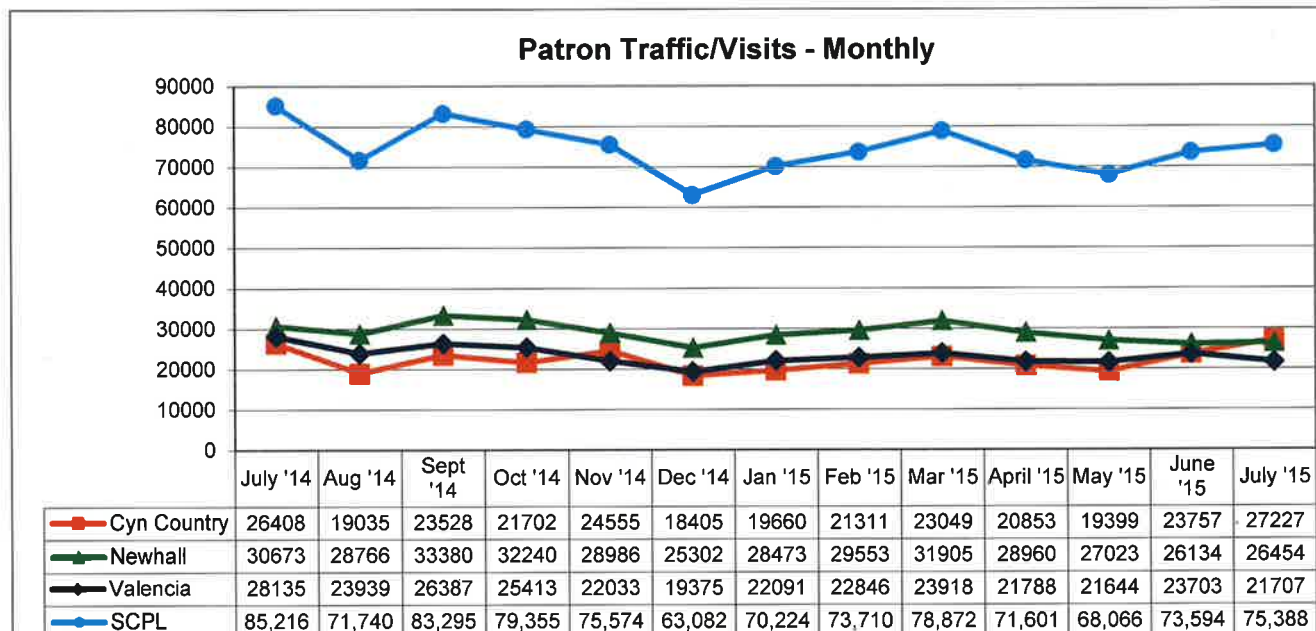
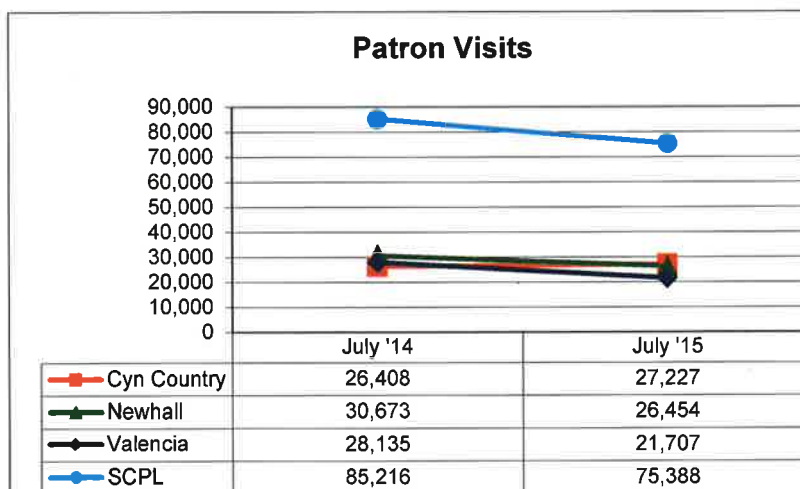
SANTA CLARITA PUBLIC LIBRARY STATISTICS
FISCAL YEAR 2015-16

Statistical Summary

Month-to-Date								
JULY 2015	CANYON COUNTRY		OLD TOWN NEWHALL		VALENCIA		TOTALS	
	July 2015	July 2014	July 2015	July 2014	July 2015	July 2014	July 2015	July 2014
Patron Traffic	27,227	26,408	26,454	30,673	21,707	28,135	75,388	85,216
Circulation	39,593	39,065	31,941	43,575	58,179	66,884	129,713	149,524
PC Reservations	6,233	6,501	6,908	8,492	4,091	4,597	17,232	19,590
Volunteer Hours	860	1,124	744	1,070	423	477	2,027	2,671
Holds Filled	4,365	3,942	3,635	3,870	6,131	6,169	14,131	13,981
Number of Programs	32	33	58	67	35	36	125	136
Program Attendance	1,271	1,499	2,008	2,459	1,285	1,709	4,564	5,667
Library Cards Issued	452	483	584	787	369	376	1,405	1,646
Wi-Fi Users	1,556	1,470	2,107	2,234	1,311	1,355	4,974	5,059
Website Visits	xxx	xxx	xxx	xxx	xxx	xxx	57,503	43,009

SANTA CLARITA PUBLIC LIBRARY STATISTICS
FISCAL YEAR 2015-16
PATRON VISITS

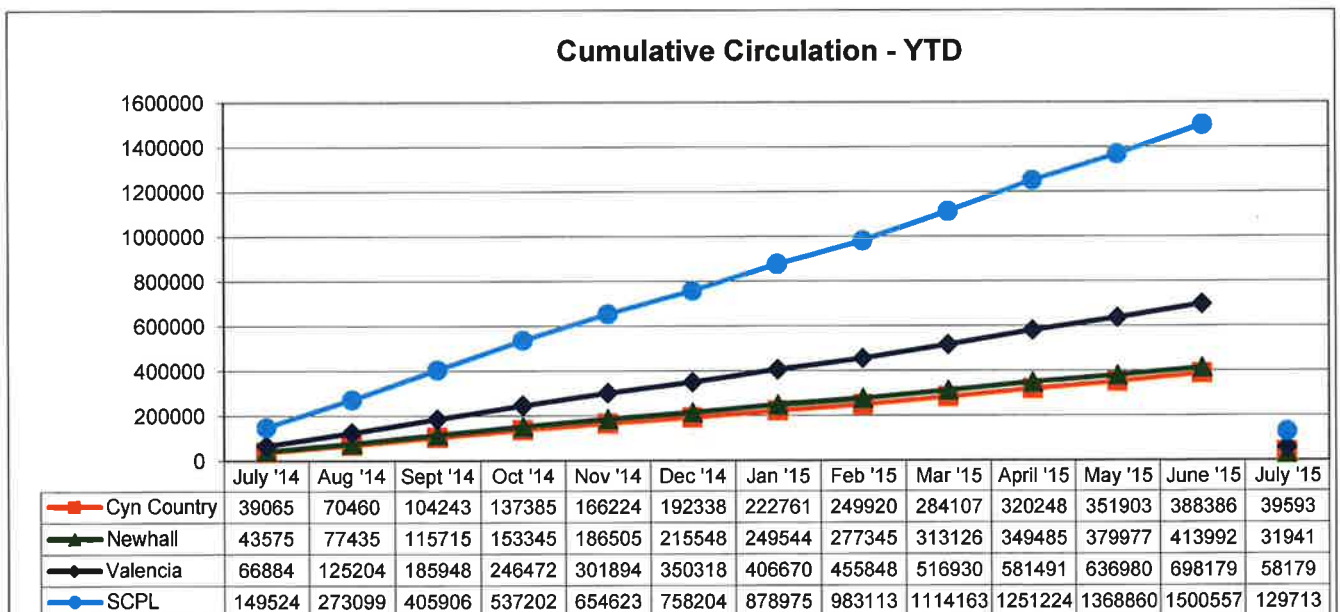
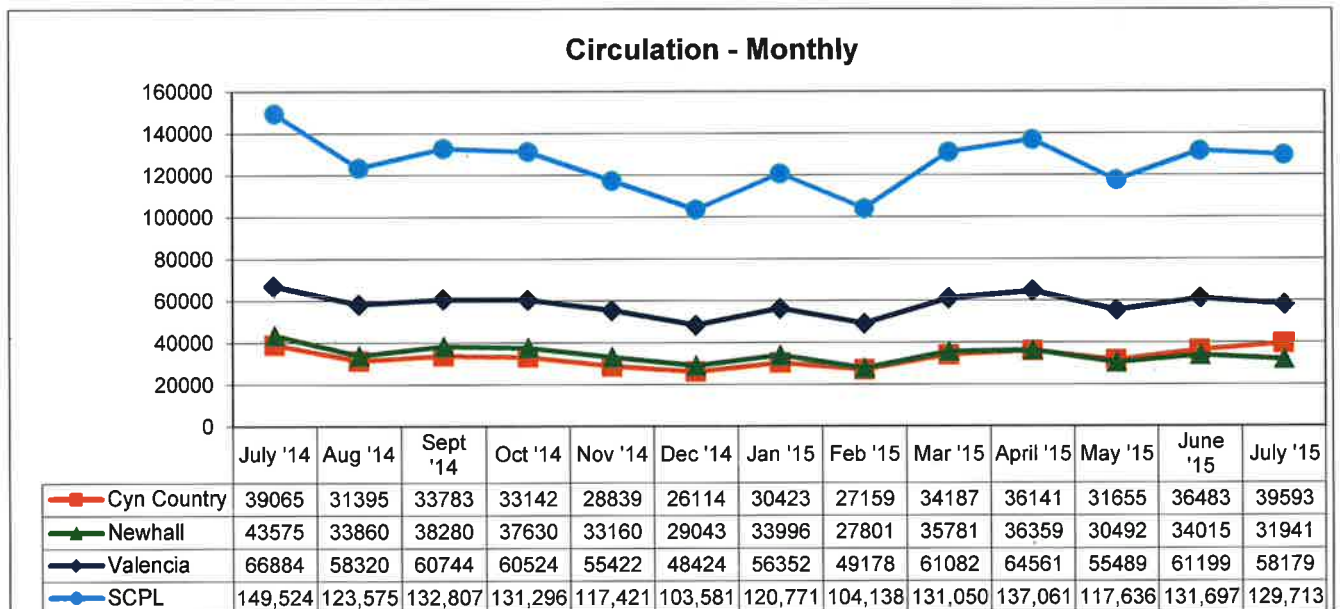
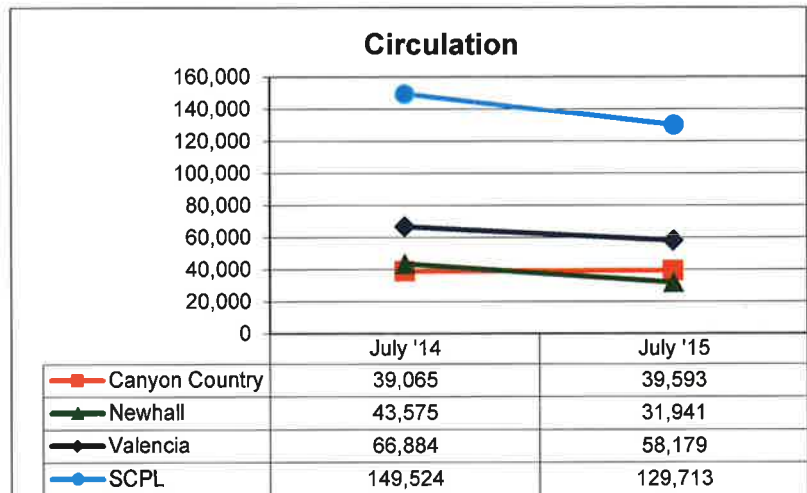
In July 2015, a total of 75,388 patrons visited the Santa Clarita Public Library, with 27,227 visitors at Canyon Country, 26,454 at Newhall, and 21,707 at Valencia.



SANTA CLARITA PUBLIC LIBRARY STATISTICS
FISCAL YEAR 2015-16
CIRCULATION

In July 2015, a total of 129,713 books and materials were circulated in the Santa Clarita Public Library.

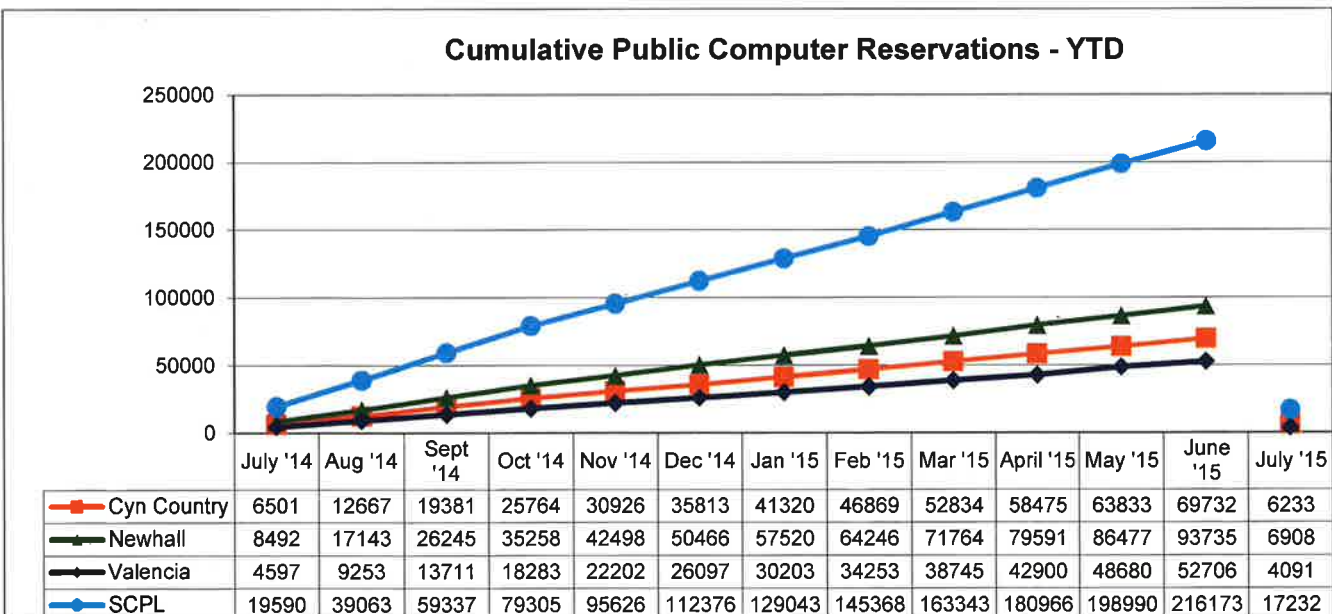
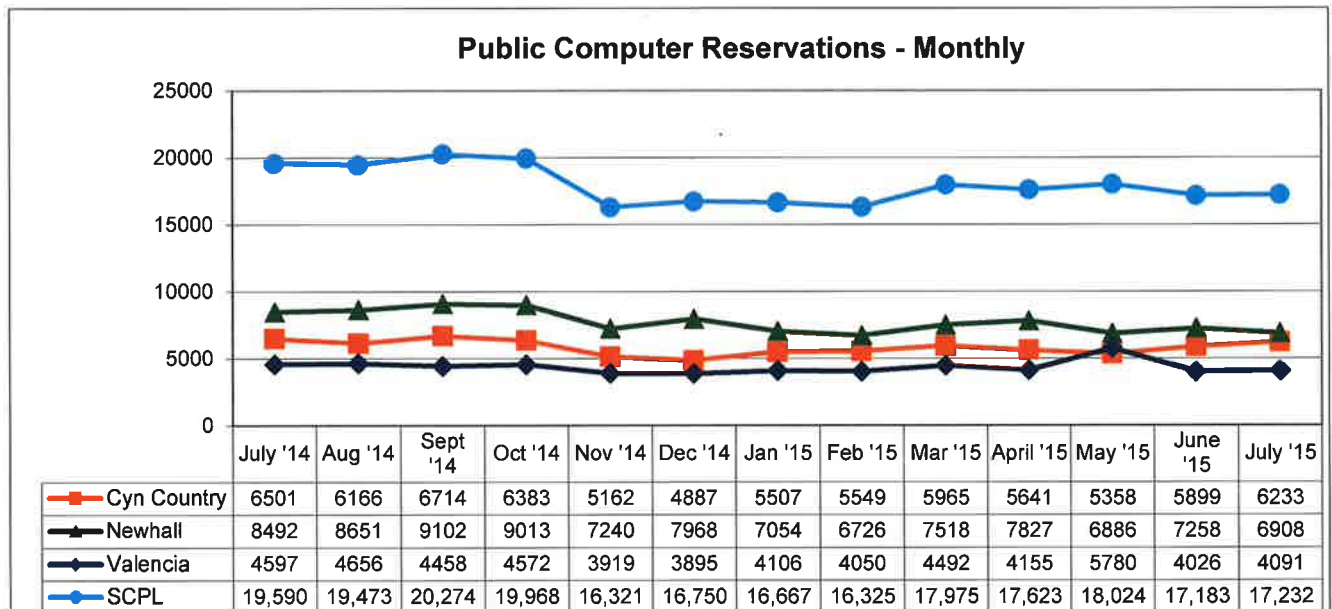
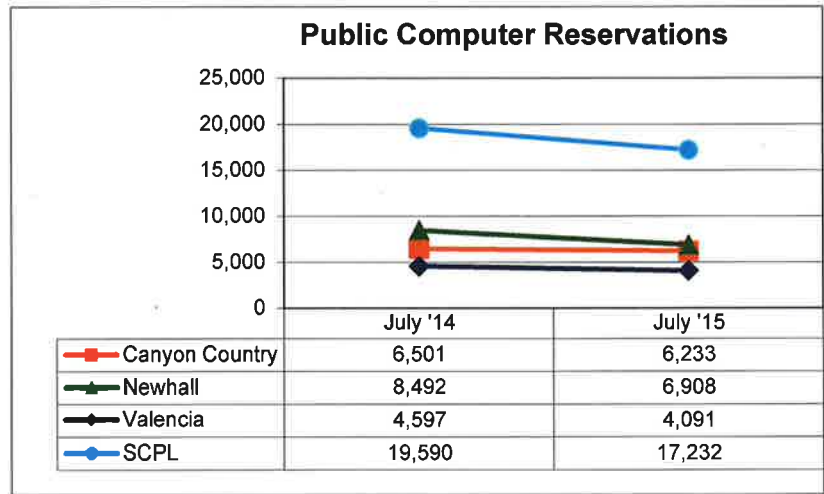
39,593 books and materials were circulated at the Canyon Country Library, 31,941 at Newhall Library, and 58,179 at Valencia Library.



SANTA CLARITA PUBLIC LIBRARY STATISTICS
FISCAL YEAR 2015-16
PUBLIC COMPUTER RESERVATIONS

In July 2015, a total of 17,232 patrons reserved and used a public computer.

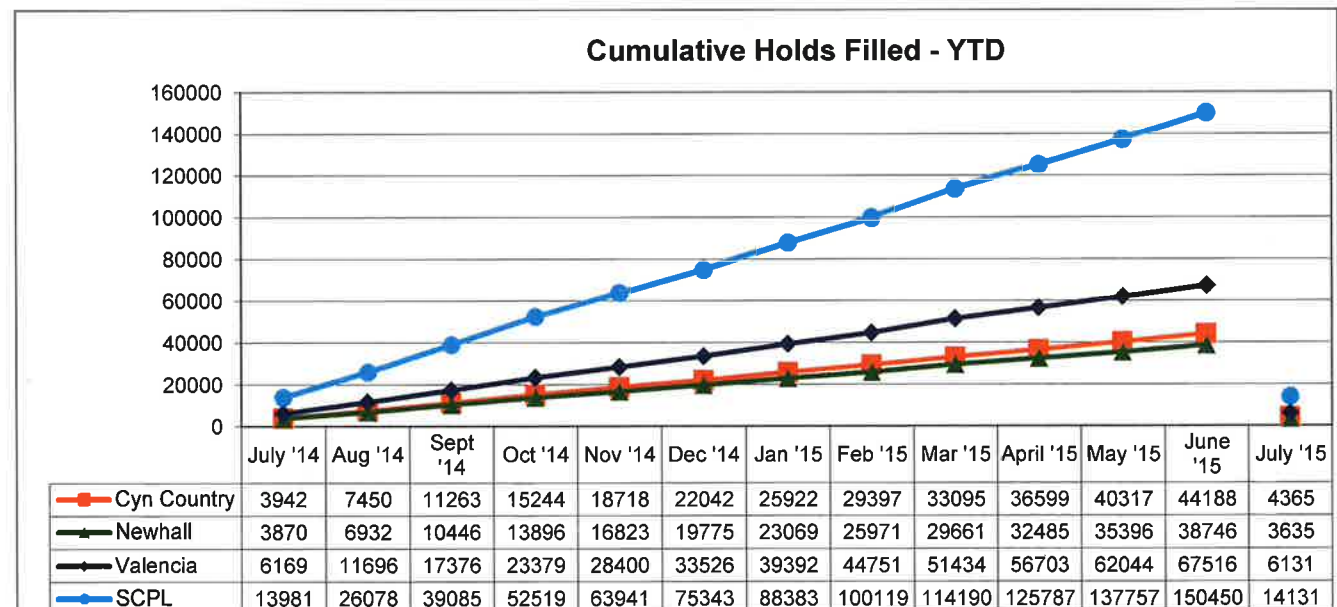
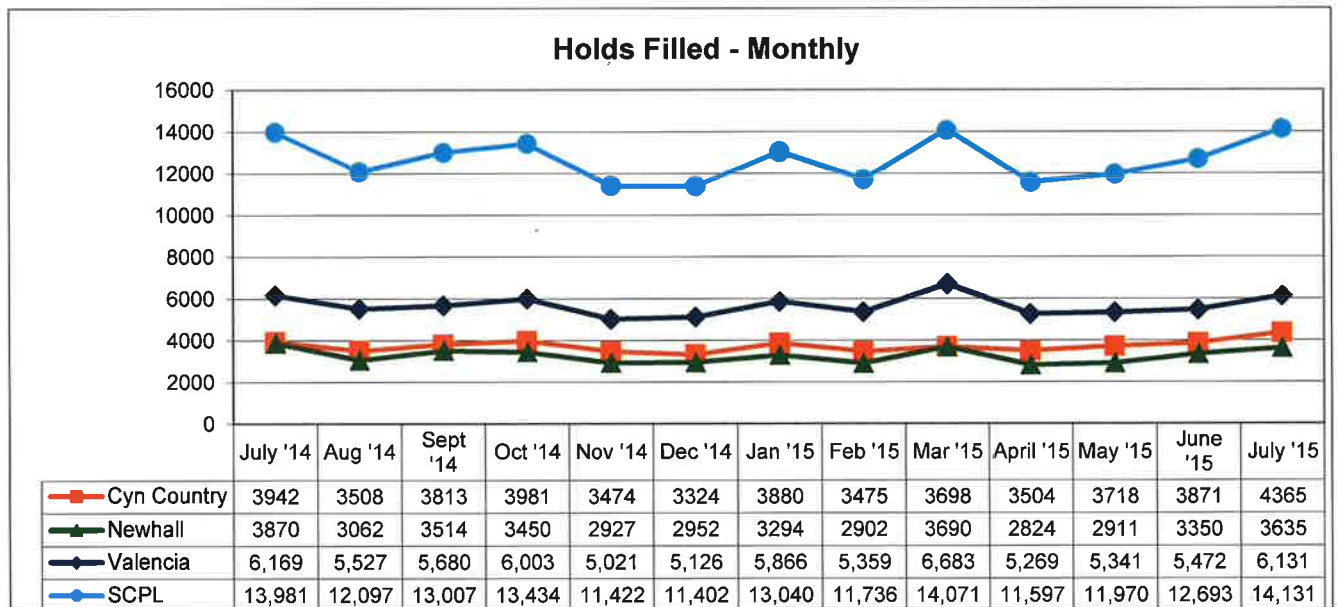
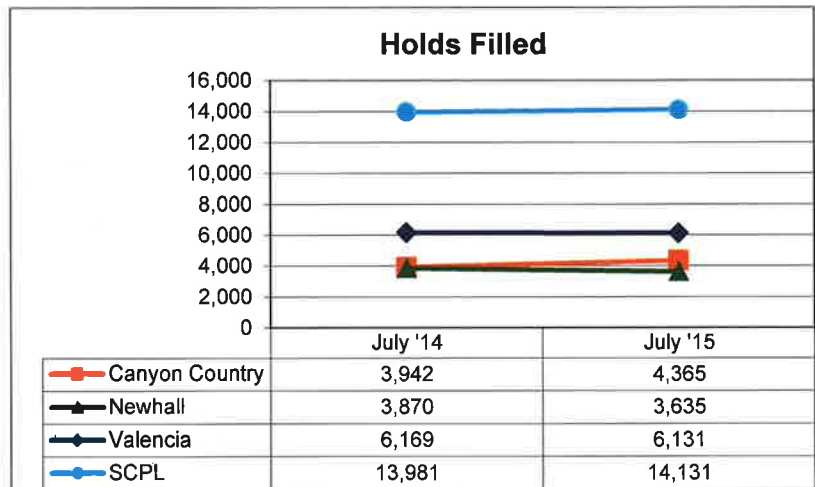
6,233 patrons used public computers in the Canyon Country Library, 6,908 in Newhall Library, and 4,091 in Valencia Library.



SANTA CLARITA PUBLIC LIBRARY STATISTICS
FISCAL YEAR 2015-16
HOLDS FILLED

In July 2015, a total of 14,131 holds were filled in the Santa Clarita Public Library.

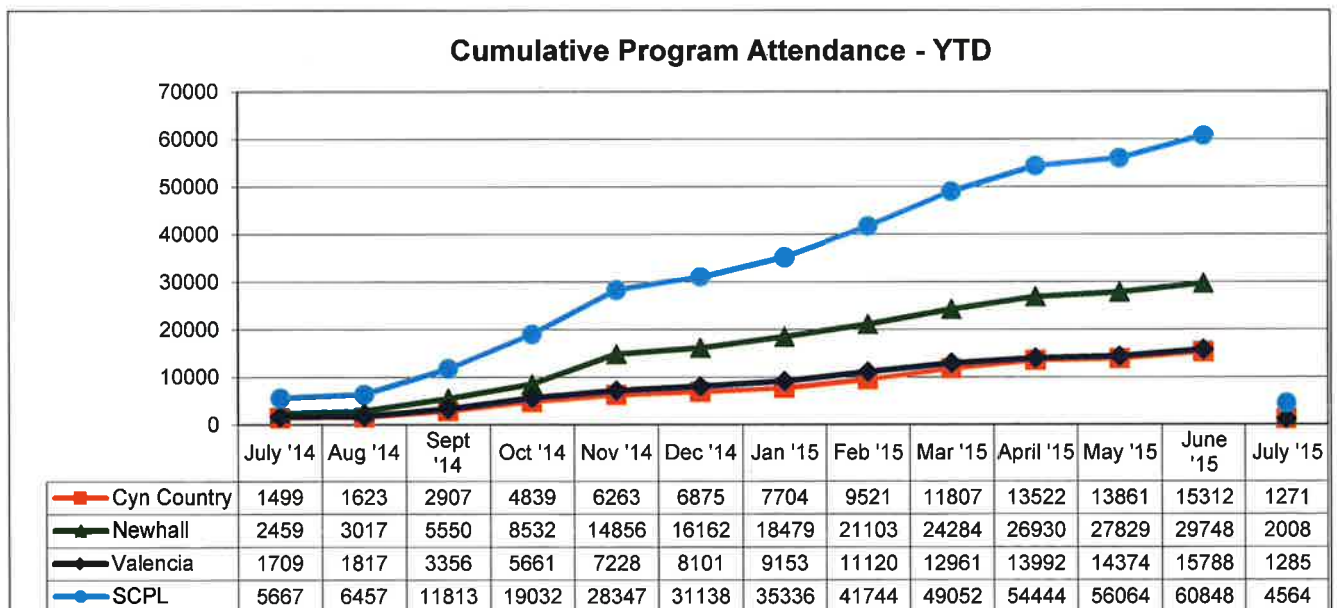
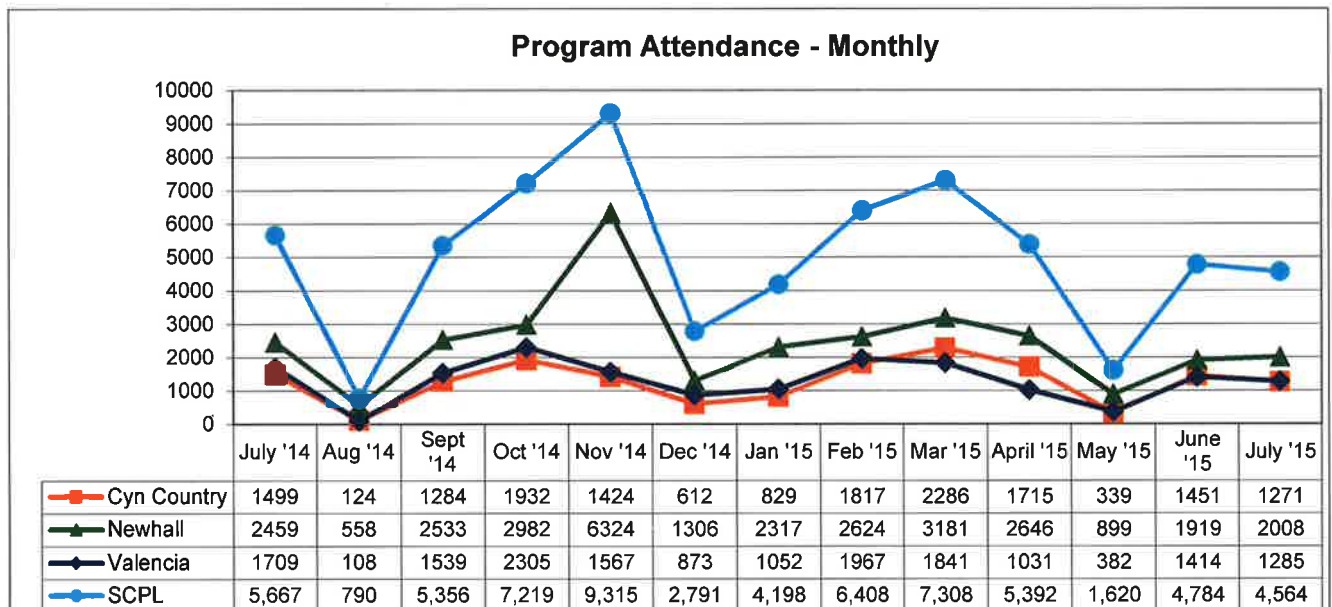
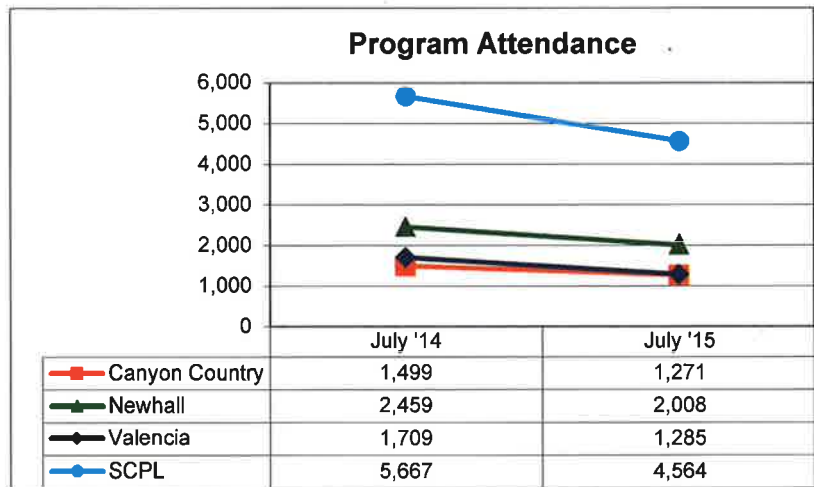
4,365 holds were filled in the Canyon Country Library, 3,635 in Newhall Library, and 6,131 in Valencia Library.



**SANTA CLARITA PUBLIC LIBRARY STATISTICS
FISCAL YEAR 2015-16
PROGRAM ATTENDANCE**

In July 2015, a total of 4,564 attendees participated in a program.

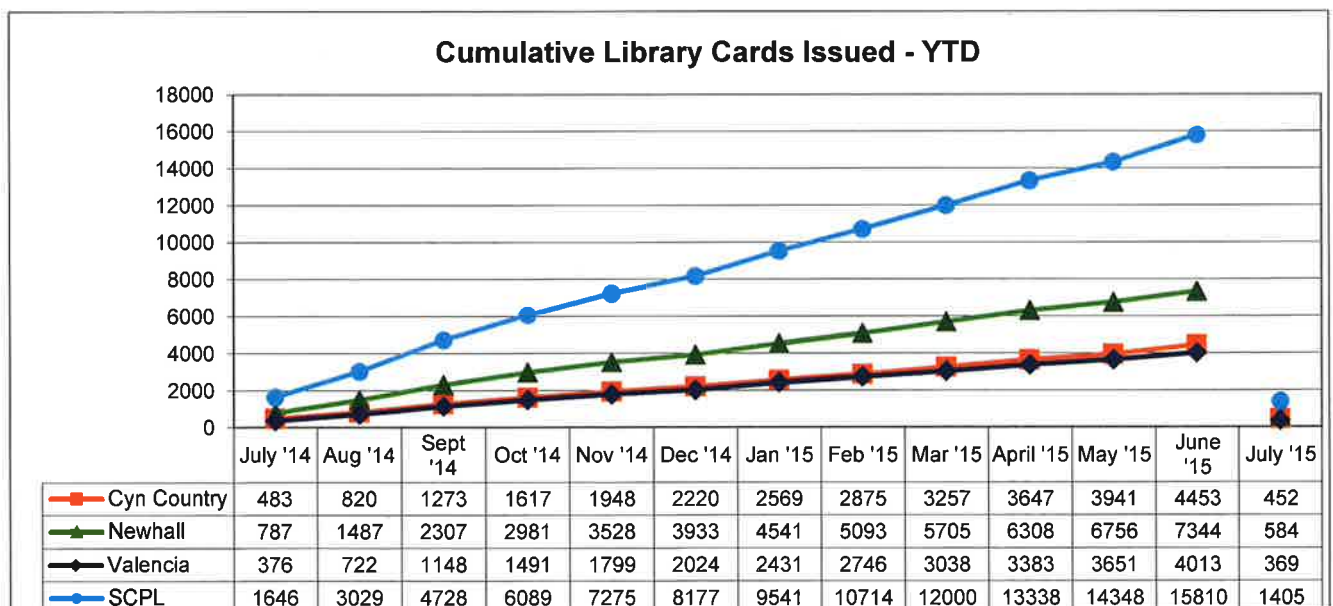
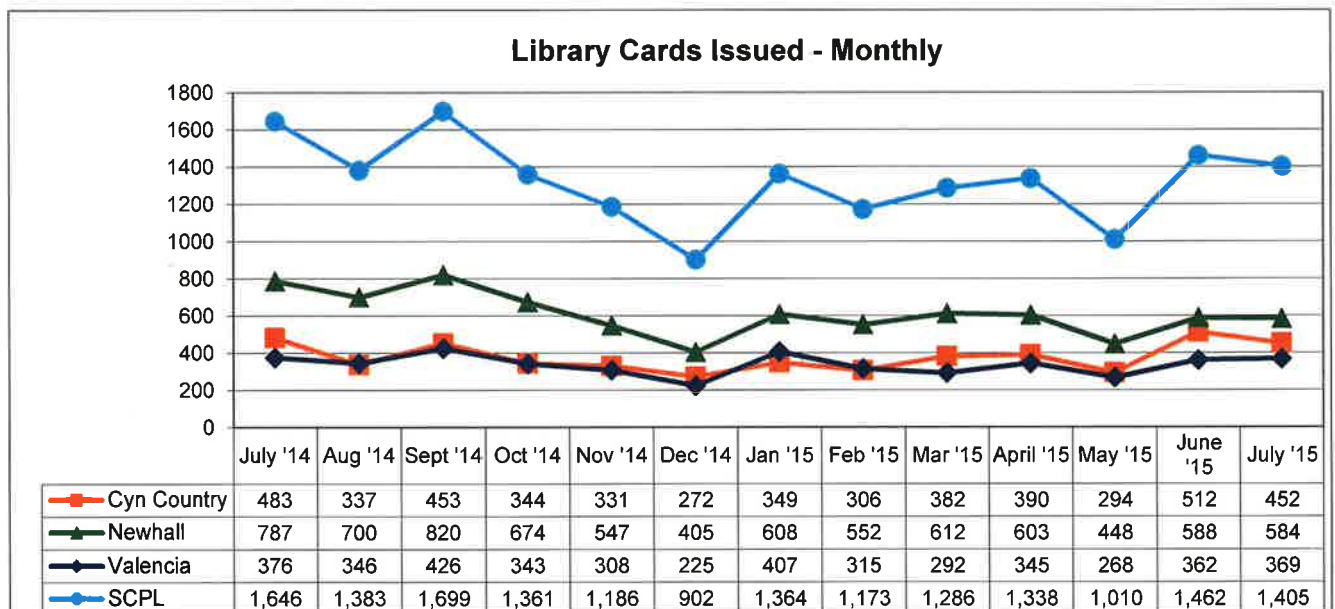
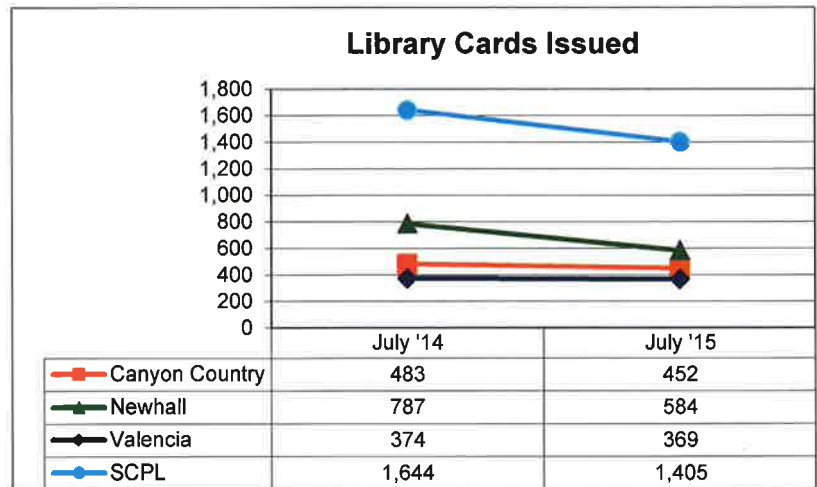
1,271 attended a Library program at the Canyon Country Library, 2,008 at Newhall Library, and 1,285 at Valencia Library.



SANTA CLARITA PUBLIC LIBRARY STATISTICS
FISCAL YEAR 2015-16
LIBRARY CARDS ISSUED

In July 2015, a total of 1,405 new Library cards were issued.

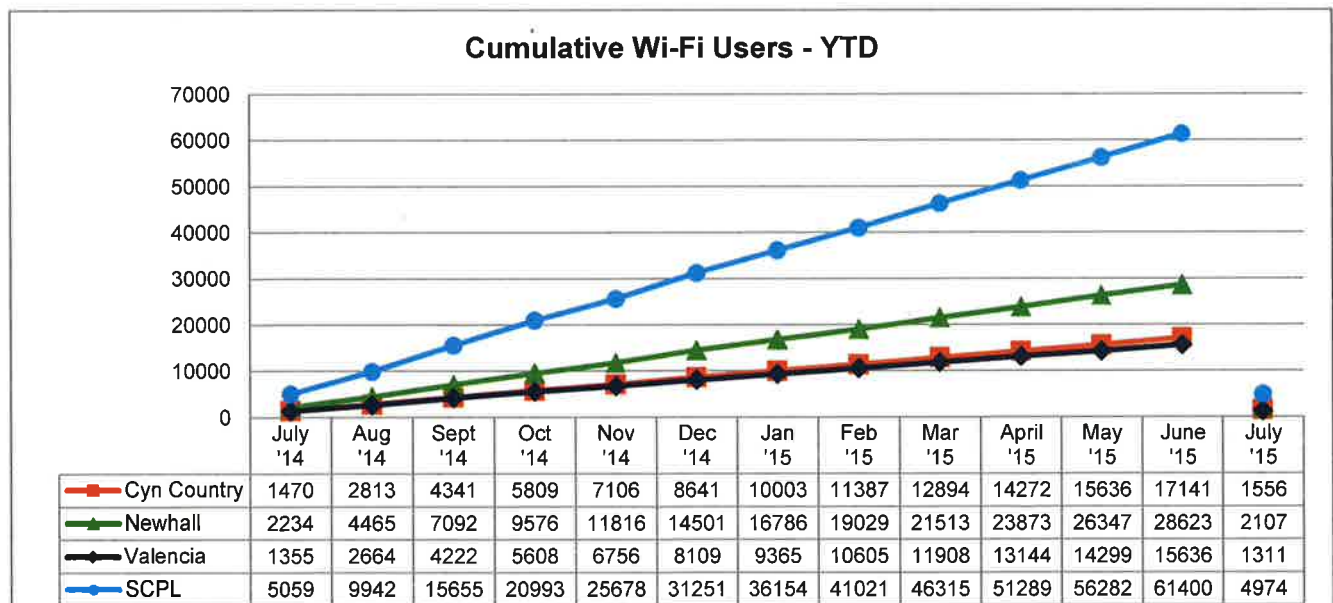
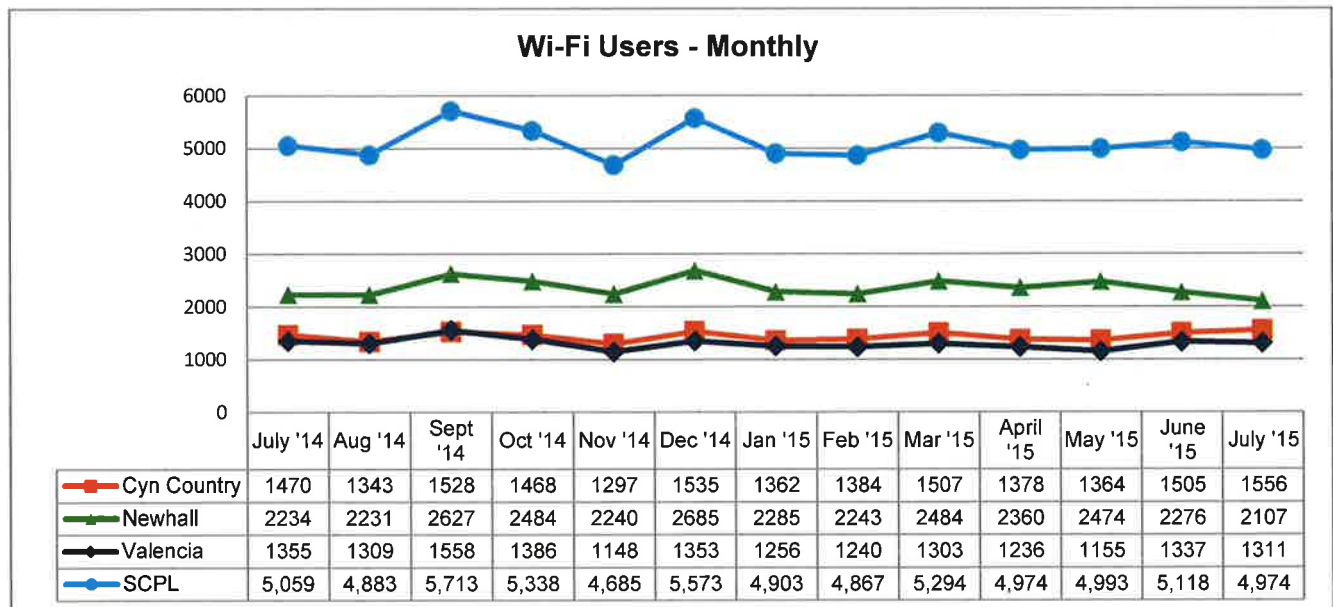
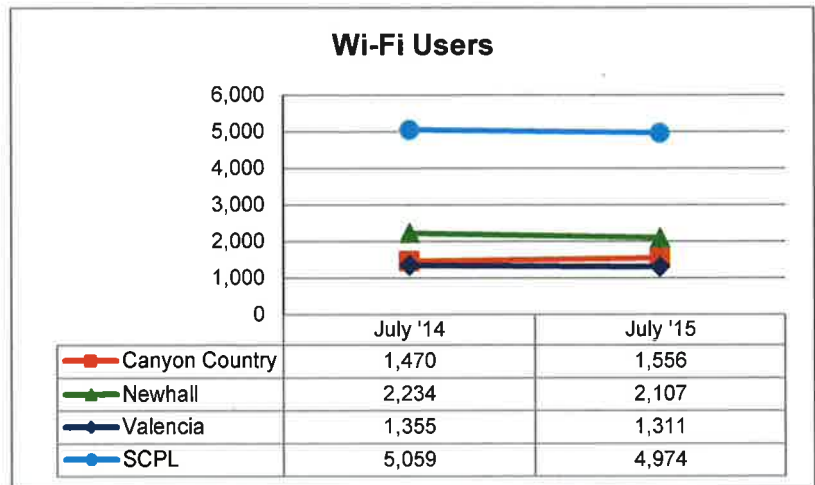
452 new Library cards were issued at the Canyon Country Library, 584 at Newhall Library, and 369 at Valencia Library.



SANTA CLARITA PUBLIC LIBRARY STATISTICS
FISCAL YEAR 2015-16
WI-FI USERS

In July 2015, a total of 4,974 Library patrons used the Santa Clarita Public Library's free wireless internet (Wi-Fi).

1,556 Wi-Fi users were at the Canyon Country Library, 2,107 at Newhall Library, and 1,311 at Valencia Library.



**SANTA CLARITA PUBLIC LIBRARY STATISTICS
FISCAL YEAR 2015-16
LIBRARY WEBSITE**

In July 2015, the Library's website received a total of 57,053 visits.

31,950 were returning visitors and 25,103 were new visitors to the Library website.

Visitors to the Santa Clarita Public Library website viewed 94,505 website pages during the month of July 2015.

